

Transport Statistics Infocard

Italy



Area: 301,337 km² • Inhabitants: 60,789,140 (2014)

Contracting Party to 36 UN Transport Conventions under the purview of UNECE Inland Transport Committee. Contracting Party to 15 UN Road Safety Conventions.

Road and rail traffic 2014

Number of passenger cars (thousand)	37,081.0
Motorization rate (No. of passenger cars per thousand inhabitants)	610
Passenger-km by road (million)	745,735
Tonne-km by road (million)	117,813
Passenger-km by rail (million)	49,957
Tonne-km by rail (million)	20,157
Tonne-km by Inland Waterways (million)	100

Road casualty statistics 2014

Fatalities	3,381
Injured	251,147
Injury accidents	177,031

Road deaths per

Million inhabitants	56
100,000 passenger cars	9

Severity of road traffic accidents

Fatalities per 1,000 injury accidents	19
---------------------------------------	----

Figure 1: Passenger-km by road and by rail (million)

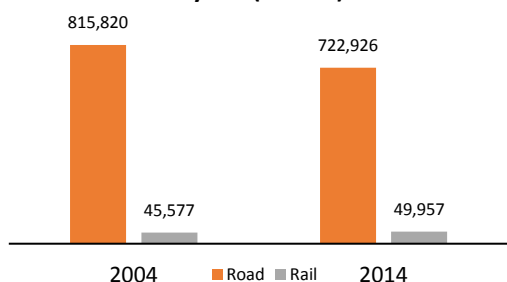


Figure 2: Casualties (fatalities and injuries, per million inhabitants) (1 icon = 1,000)

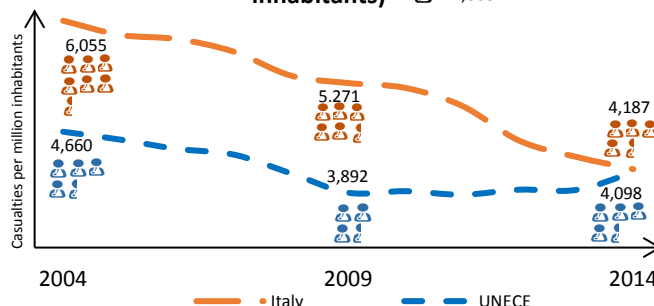


Figure 3: Inland transport modal split - Freight (Tonne-km)

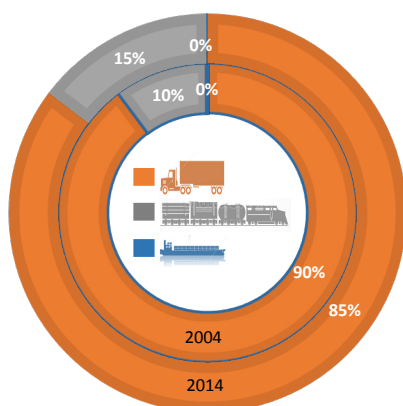
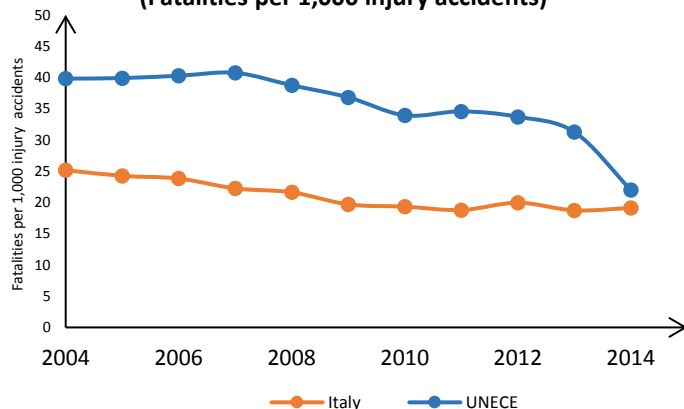


Figure 4: Evolution of the severity of road traffic accidents (Fatalities per 1,000 injury accidents)



Source: UNECE Transport Statistics Database.

Note: UNECE in figures 2 and 4 refers to the average value of UNECE member States providing data.