

Transport Statistics Infocard

Israel



Area: 22,145 km² • Inhabitants: 8,215,700 (2014)

Contracting Party to 8 UN Transport Conventions under the purview of UNECE Inland Transport Committee. Contracting Party to 2 UN Road Safety Conventions.

Road and rail traffic	2012
Number of passenger cars (thousand)	2,269.3
Motorization rate (No. of passenger cars per thousand inhabitants)	287
Passenger-km by road (million)	..
Tonne-km by road (million)	..
Passenger-km by rail (million)	2,133
Tonne-km by rail (million)	1,011
Tonne-km by Inland Waterways (million)	-

Road casualty statistics	2013
Fatalities	277
Injured	24,017
Injury accidents	13,048

Road deaths per	
Million inhabitants	34
100,000 passenger cars	12 ²

Severity of road traffic accidents	
Fatalities per 1,000 injury accidents	21

Figure 1: Passenger-km by road and by rail (million)¹

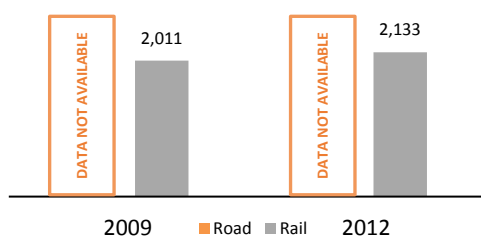


Figure 2: Casualties (fatalities and injuries, per million inhabitants) 🧑 = 1,000

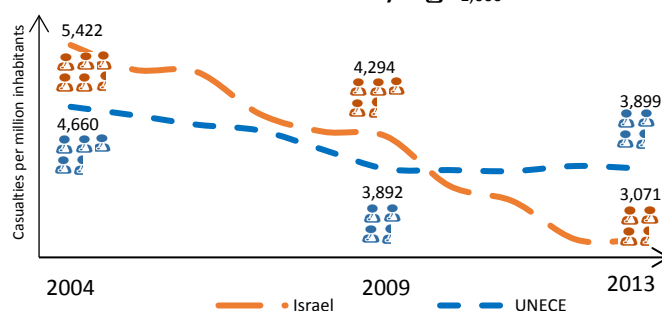


Figure 3: Inland transport modal split - Freight (Tonne-km)


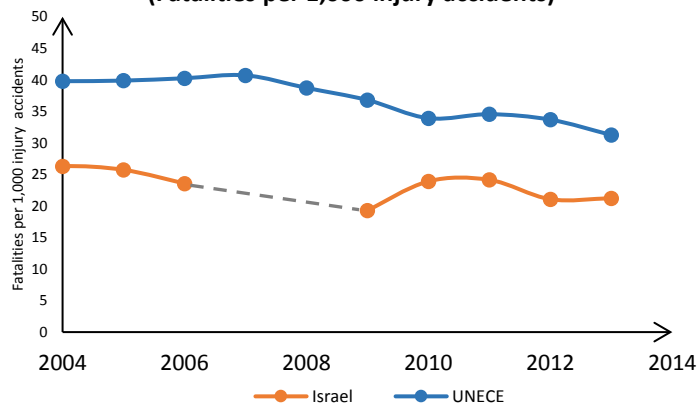


Figure 4: Evolution of the severity of road traffic accidents (Fatalities per 1,000 injury accidents)



Source: UNECE Transport Statistics Database.

Note: UNECE in figures 2 and 4 refers to the average value of UNECE member States providing data.

- Not applicable / .. Not available / ¹ no data before 2009 / ² refers to 2012. In figure 4, --- missing data