

Transport Statistics Infocard

Ireland



Area: 70,273 km² • Inhabitants: 4,617,225 (2014)

Contracting Party to 19 UN Transport Conventions under the purview of UNECE Inland Transport Committee. Contracting Party to 4 UN Road Safety Conventions.

Road and rail traffic	2014
Number of passenger cars (thousand)	1,966.0
Motorization rate (No. of passenger cars per thousand inhabitants)	426
Passenger-km by road (million)	..
Tonne-km by road (million)	9,772
Passenger-km by rail (million)	1,695
Tonne-km by rail (million)	100
Tonne-km by Inland Waterways (million)	-

Road casualty statistics	2014
Fatalities	193
Injured	7,432
Injury accidents	5,405

Road deaths per	
Million inhabitants	42
100,000 passenger cars	10

Severity of road traffic accidents	
Fatalities per 1,000 injury accidents	36

Figure 1: Passenger-km by road and by rail (million)

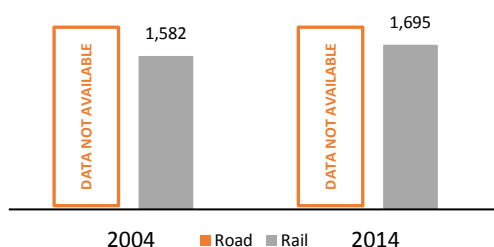


Figure 2: Casualties (fatalities and injuries, per million inhabitants) 🧑 = 1,000

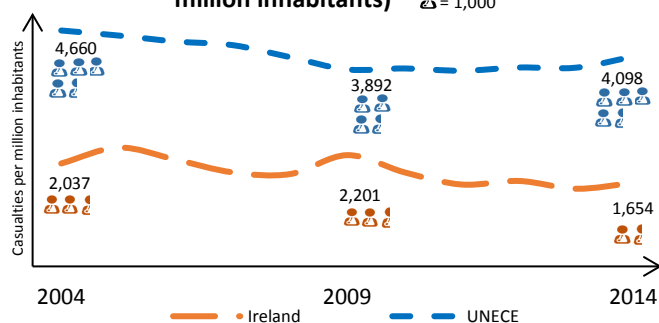


Figure 3: Inland transport modal split - Freight (Tonne-km)

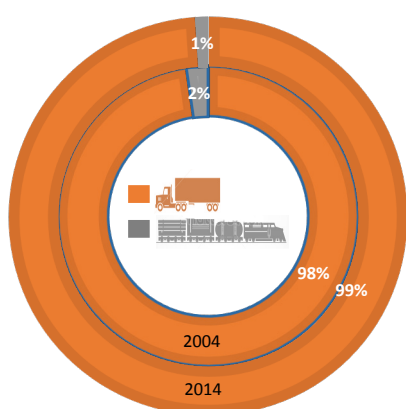
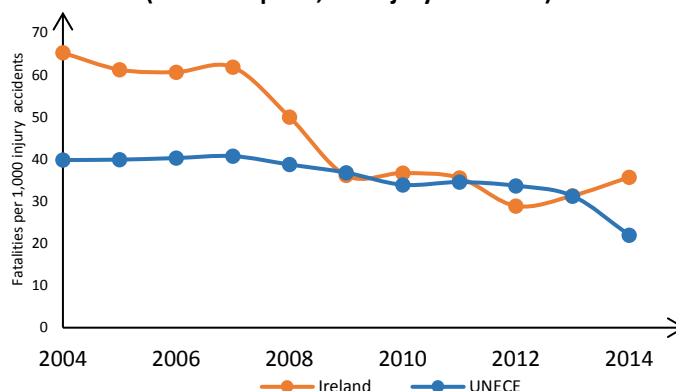


Figure 4: Evolution of the severity of road traffic accidents (Fatalities per 1,000 injury accidents)



Source: UNECE Transport Statistics Database.

Note: UNECE in figures 2 and 4 refers to the average value of UNECE member States providing data.

- Not applicable / .. Not available.