

Transport Statistics Infocard

Iceland



Area: 103,000 km² • Inhabitants: 327,385 (2014)

Contracting Party to 2 UN Transport Conventions under the purview of UNECE Inland Transport Committee. Contracting Party to 2 UN Road Safety Conventions.

Road and rail traffic	2014
Number of passenger cars (thousand)	217.5
Motorization rate (No. of passenger cars per thousand inhabitants)	664
Passenger-km by road (million)	5,898
Tonne-km by road (million)	815
Passenger-km by rail (million)	-
Tonne-km by rail (million)	-
Tonne-km by Inland Waterways (million)	-

Road casualty statistics	2014
Fatalities	4
Injured	1,276
Injury accidents	808

Road deaths per	
Million inhabitants	12
100,000 passenger cars	2

Severity of road traffic accidents	
Fatalities per 1,000 injury accidents	5

Figure 1: Passenger-km by road and by rail (million)

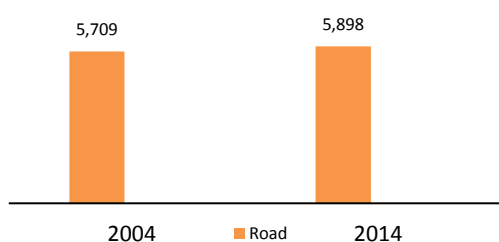


Figure 2: Casualties (fatalities and injuries, per million inhabitants) 🧑 = 1,000

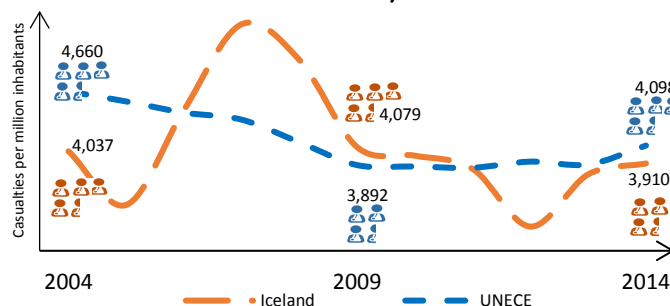


Figure 3: Inland transport modal split - Freight (Tonne-km)

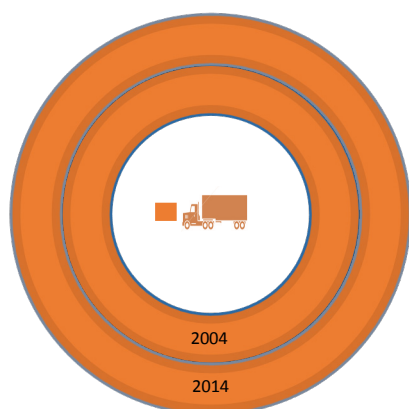
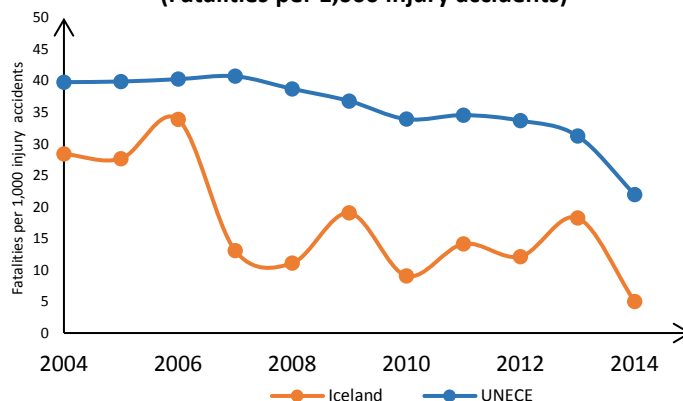


Figure 4: Evolution of the severity of road traffic accidents (Fatalities per 1,000 injury accidents)



Source: UNECE Transport Statistics Database.

Note: UNECE in figures 2 and 4 refers to the average value of UNECE member States providing data.

- Not applicable.