

# Transport Statistics Infocard

## Hungary



Area: 93,030 km<sup>2</sup> • Inhabitants: 9,866,468 (2014)

Contracting Party to 38 UN Transport Conventions under the purview of UNECE Inland Transport Committee. Contracting Party to 16 UN Road Safety Conventions.

### Road and rail traffic 2014

Number of passenger cars (thousand)	3,108.0
Motorization rate (No. of passenger cars per thousand inhabitants)	315
Passenger-km by road (million)	70,161
Tonne-km by road (million)	37,517
Passenger-km by rail (million)	7,710
Tonne-km by rail (million)	10,158
Tonne-km by Inland Waterways (million)	1,811

### Road casualty statistics 2014

Fatalities	626
Injured	20,126
Injury accidents	15,847

### Road deaths per

Million inhabitants	63
100,000 passenger cars	20

### Severity of road traffic accidents

Fatalities per 1,000 injury accidents	40
---------------------------------------	----

Figure 1: Passenger-km by road and by rail (million)

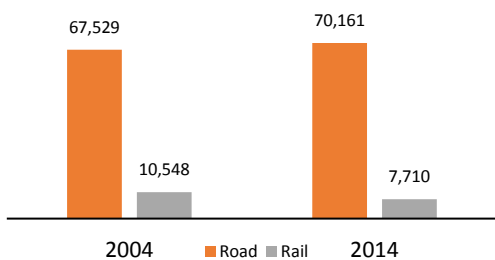


Figure 2: Casualties (fatalities and injuries, per million inhabitants) (1 icon = 1,000)

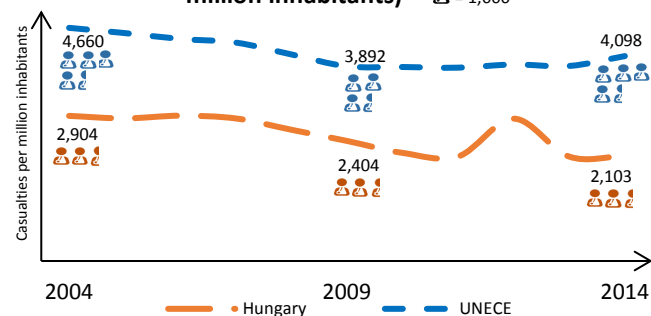


Figure 3: Inland transport modal split - Freight (Tonne-km)

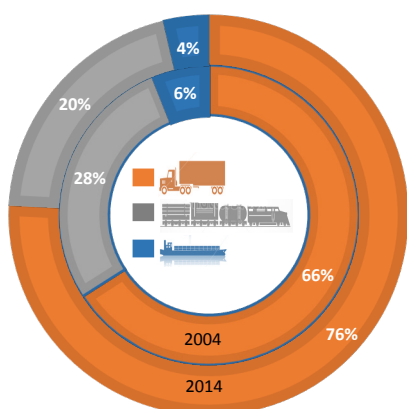
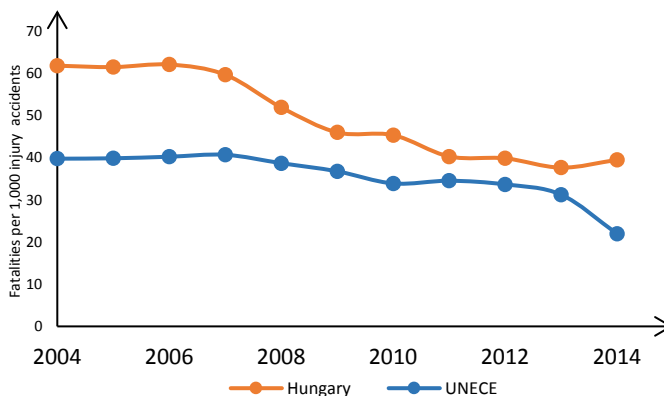


Figure 4: Evolution of the severity of road traffic accidents (Fatalities per 1,000 injury accidents)



Source: UNECE Transport Statistics Database.

Note: UNECE in figures 2 and 4 refers to the average value of UNECE member States providing data.