

Transport Statistics Infocard

Greece



Area: 131,957 km² • Inhabitants: 10,858,018 (2014)

Contracting Party to 27 UN Transport Conventions under the purview of UNECE Inland Transport Committee. Contracting Party to 14 UN Road Safety Conventions.

Road and rail traffic	2014
Number of passenger cars (thousand)	5,111.0
Motorization rate (No. of passenger cars per thousand inhabitants)	471
Passenger-km by road (million)	..
Tonne-km by road (million)	19,223
Passenger-km by rail (million)	1,072
Tonne-km by rail (million)	343
Tonne-km by Inland Waterways (million)	-

Road casualty statistics	2014
Fatalities	795
Injured	14,564
Injury accidents	11,690

Road deaths per	
Million inhabitants	73
100,000 passenger cars	16

Severity of road traffic accidents	
Fatalities per 1,000 injury accidents	68

Figure 1 : Passenger-km by road and by rail (million)

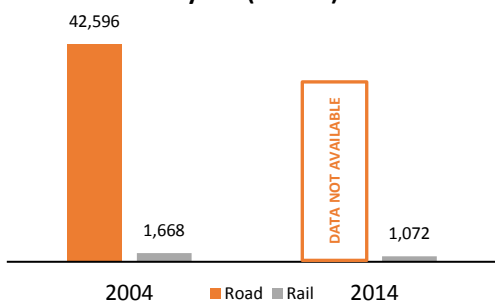


Figure 2: Casualties (fatalities and injuries, per million inhabitants) ☹ = 1,000

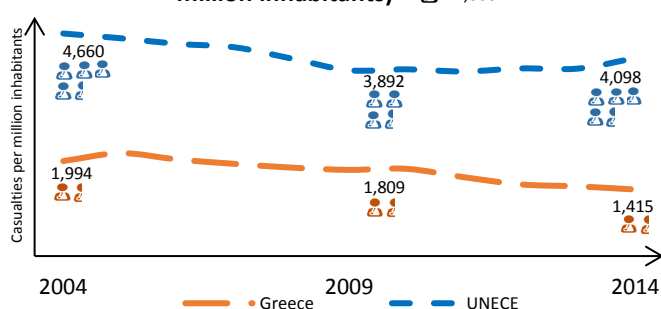


Figure 3: Inland transport modal split - Freight (Tonne-km)

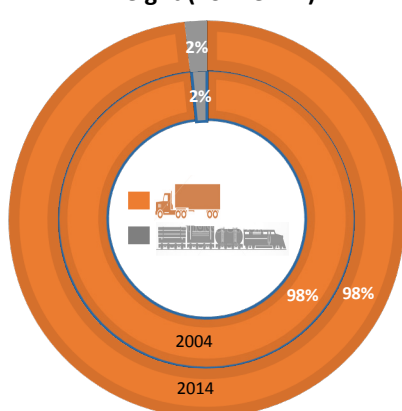
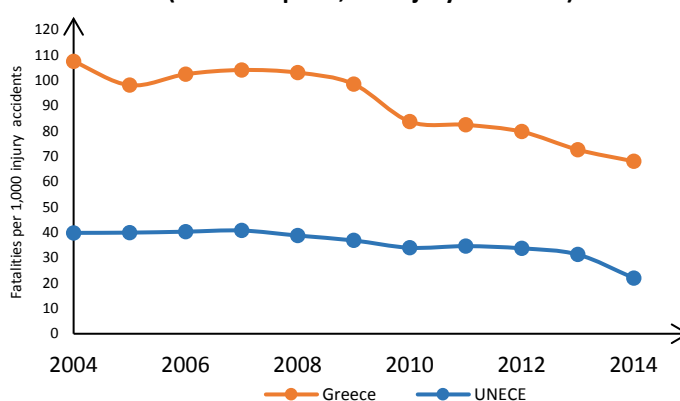


Figure 4: Evolution of the severity of road traffic accidents (Fatalities per 1,000 injury accidents)



Source: UNECE Transport Statistics Database.

Note: UNECE in figures 2 and 4 refers to the average value of UNECE member States providing data.

- Not applicable / .. Not available.