

# Transport Statistics Infocard

## Germany



Area: 357,030 km<sup>2</sup> • Inhabitants: 80,982,500 (2014)

Contracting Party to 33 UN Transport Conventions under the purview of UNECE Inland Transport Committee. Contracting Party to 12 UN Road Safety Conventions.

### Road and rail traffic 2014

Number of passenger cars (thousand)	44,403.0
Motorization rate (No. of passenger cars per thousand inhabitants)	548
Passenger-km by road (million)	999,590
Tonne-km by road (million)	310,142
Passenger-km by rail (million)	90,978
Tonne-km by rail (million)	112,629
Tonne-km by Inland Waterways (million)	59,093

### Road casualty statistics 2014

Fatalities	3,377
Injured	389,533
Injury accidents	302,345

### Road deaths per

Million inhabitants	42
100,000 passenger cars	8

### Severity of road traffic accidents

Fatalities per 1,000 injury accidents	11
---------------------------------------	----

Figure 1: Passenger-km by road and by rail (million)

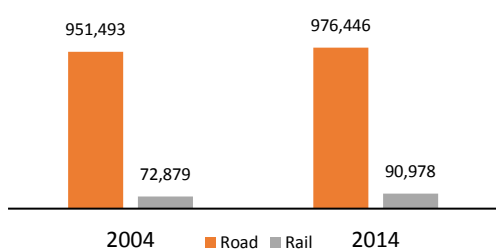


Figure 2: Casualties (fatalities and injuries, per million inhabitants)

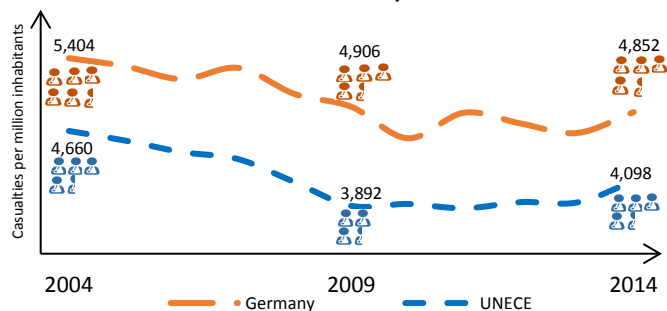


Figure 3: Inland transport modal split - Freight (Tonne-km)

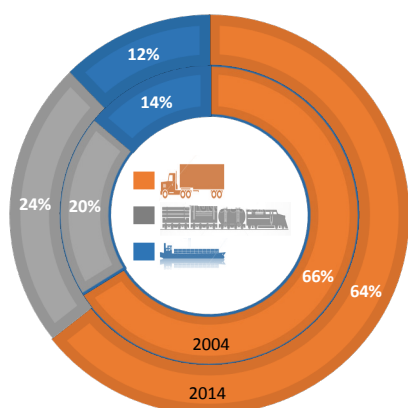
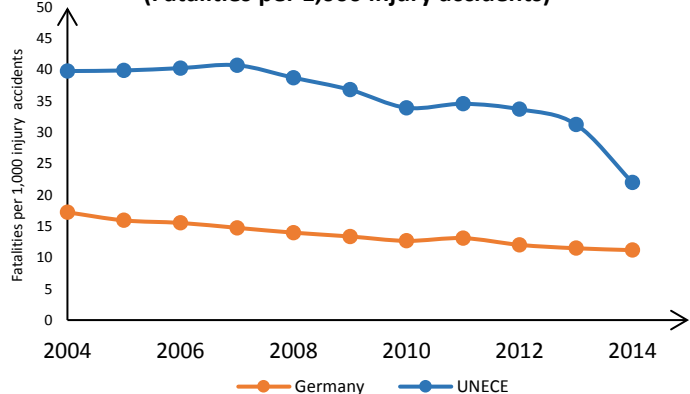


Figure 4: Evolution of the severity of road traffic accidents (Fatalities per 1,000 injury accidents)



Source: UNECE Transport Statistics Database.

Note: UNECE in figures 2 and 4 refers to the average value of UNECE member States providing data.