

Transport Statistics Infocard

Georgia



Area: 69,700 km² • Inhabitants: 3,727,007 (2014)

Contracting Party to 17 UN Transport Conventions under the purview of UNECE Inland Transport Committee. Contracting Party to 10 UN Road Safety Conventions.

Road and rail traffic	2014
Number of passenger cars (thousand)	821.1
Motorization rate (No. of passenger cars per thousand inhabitants)	220
Passenger-km by road (million)	6,572
Tonne-km by road (million)	655
Passenger-km by rail (million)	550
Tonne-km by rail (million)	4,988
Tonne-km by Inland Waterways (million)	-

Road casualty statistics	2014
Fatalities	511
Injured	8,536
Injury accidents	5,992

Road deaths per	
Million inhabitants	137
100,000 passenger cars	62

Severity of road traffic accidents	
Fatalities per 1,000 injury accidents	85

Figure 1: Passenger-km by road and by rail (million)

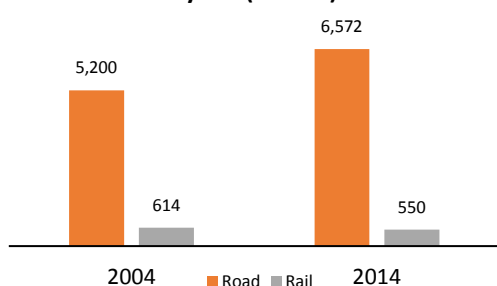


Figure 2: Casualties (fatalities and injuries, per million inhabitants)

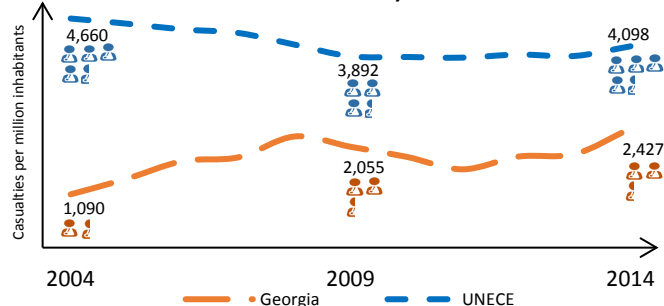


Figure 3: Inland transport modal split - Freight (Tonne-km)

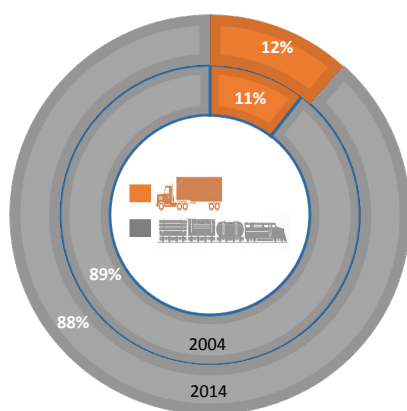
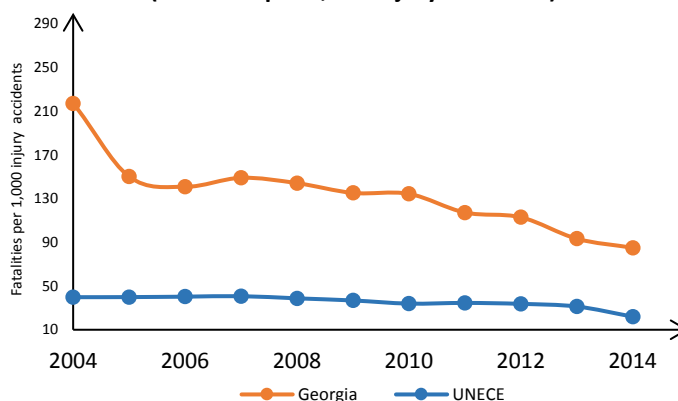


Figure 4: Evolution of the severity of road traffic accidents (Fatalities per 1,000 injury accidents)



Source: UNECE Transport Statistics Database.

Note: UNECE in figures 2 and 4 refers to the average value of UNECE member States providing data.

- Not applicable.