

# Transport Statistics Infocard

## France



Area: 551,500 km<sup>2</sup> • Inhabitants: 66,152,154 (2014)

Contracting Party to 39 UN Transport Conventions under the purview of UNECE Inland Transport Committee. Contracting Party to 14 UN Road Safety Conventions.

### Road and rail traffic 2014

Number of passenger cars (thousand)	31,800.0
Motorization rate (No. of passenger cars per thousand inhabitants)	481
Passenger-km by road (million)	883,810
Tonne-km by road (million)	165,225
Passenger-km by rail (million)	89,499
Tonne-km by rail (million)	32,596
Tonne-km by Inland Waterways (million)	8,789

### Road casualty statistics 2014

Fatalities	3,384
Injured	73,048
Injury accidents	58,191

### Road deaths per

Million inhabitants	51
100,000 passenger cars	11

### Severity of road traffic accidents

Fatalities per 1,000 injury accidents	58
---------------------------------------	----

Figure 1: Passenger-km by road and by rail (million)

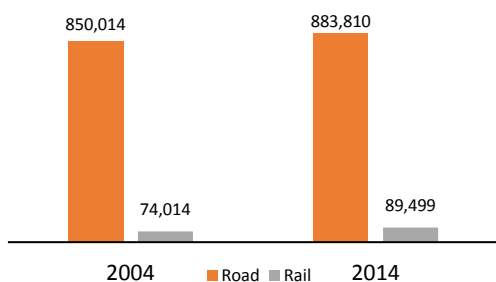


Figure 2: Casualties (fatalities and injuries, per million inhabitants)

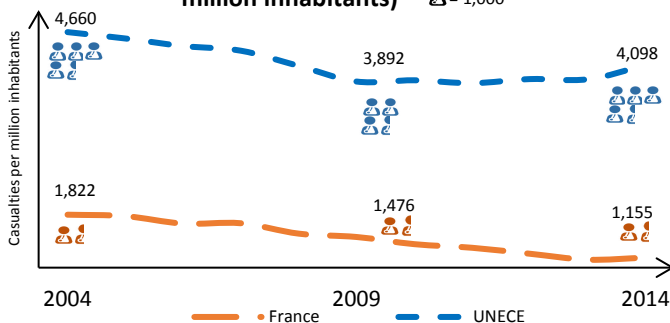


Figure 3: Inland transport modal split - Freight (Tonne-km)

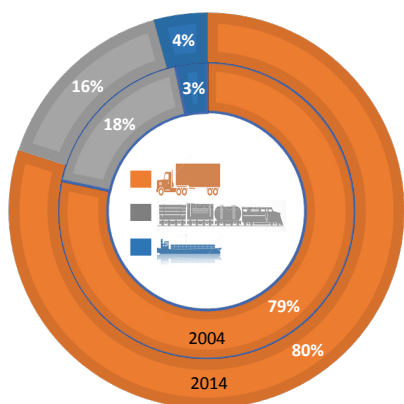
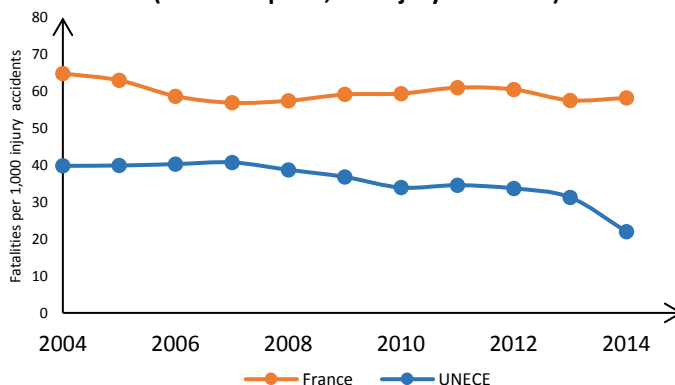


Figure 4: Evolution of the severity of road traffic accidents (Fatalities per 1,000 injury accidents)



Source: UNECE Transport Statistics Database.

Note: UNECE in figures 2 and 4 refers to the average value of UNECE member States providing data.