

Transport Statistics Infocard

Croatia



Area: 56,594 km² • Inhabitants: 4,225,316 (2014)

Contracting Party to 24 UN Transport Conventions under the purview of UNECE Inland Transport Committee. Contracting Party to 8 UN Road Safety Conventions.

Road and rail traffic 2014

Number of passenger cars (thousand)	1,474.5
Motorization rate (No. of passenger cars per thousand inhabitants)	349
Passenger-km by road (million)	3,648
Tonne-km by road (million)	9,381
Passenger-km by rail (million)	927
Tonne-km by rail (million)	2,119
Tonne-km by Inland Waterways (million)	716

Road casualty statistics 2014

Fatalities	308
Injured	14,222
Injury accidents	10,607

Road deaths per

Million inhabitants	73
100,000 passenger cars	21

Severity of road traffic accidents

Fatalities per 1,000 injury accidents	30
---------------------------------------	----

Figure 1: Passenger-km by road and by rail (million)

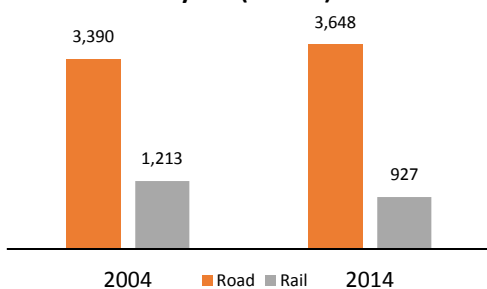


Figure 2: Casualties (fatalities and injuries, per million inhabitants)

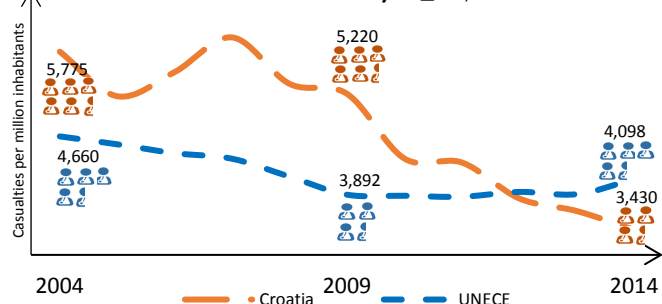


Figure 3: Inland transport modal split - Freight (Tonne-km)

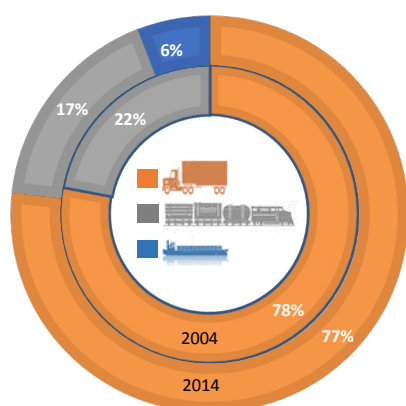
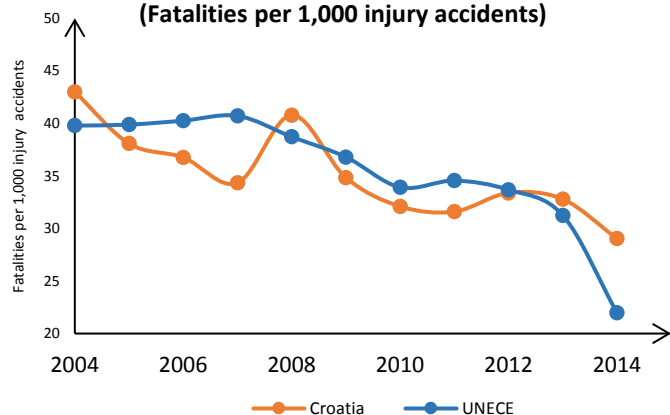


Figure 4: Evolution of the severity of road traffic accidents (Fatalities per 1,000 injury accidents)



Source: UNECE Transport Statistics Database.

Note: UNECE in figures 2 and 4 refers to the average value of UNECE member States providing data.