

Transport Statistics Infocard

Canada



Area: 9,970,610 km² • Inhabitants: 35,544,564 (2014)

Contracting Party to 8 UN Transport Conventions under the purview of UNECE Inland Transport Committee. Contracting Party to 2 UN Road Safety Conventions.

Road and rail traffic 2014

Number of passenger cars (thousand)	21,730.0
Motorization rate (No. of passenger cars per thousand inhabitants)	611
Passenger-km by road (million)	511 200 ¹
Tonne-km by road (million)	166,580 ²
Passenger-km by rail (million)	1,327 ²
Tonne-km by rail (million)	415,452
Tonne-km by Inland Waterways (million)	..

Road casualty statistics 2013

Fatalities	1,923
Injured	165,306
Injury accidents	122,000

Road deaths per

Million inhabitants	55
100,000 passenger cars	10

Severity of road traffic accidents

Fatalities per 1,000 injury accidents	16
---------------------------------------	----

Figure 1: Passenger-km by road and by rail (million)

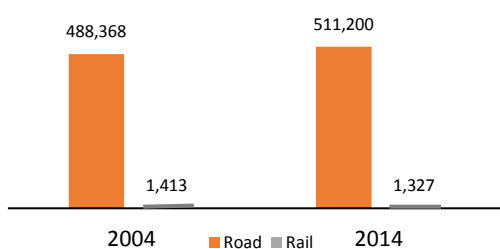


Figure 2: Casualties (fatalities and injuries, per million inhabitants)

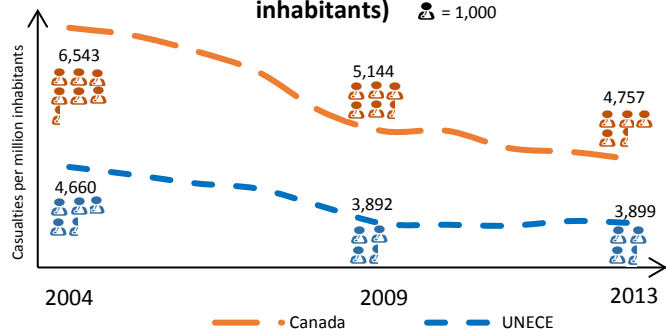


Figure 3: Inland transport modal split - Freight (Tonne-km)

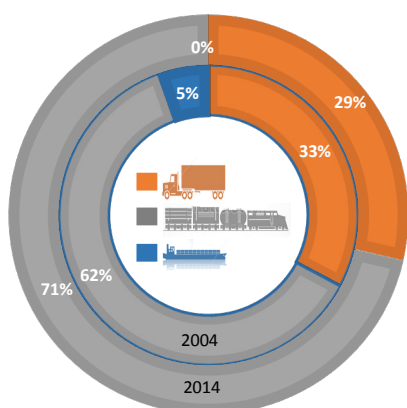
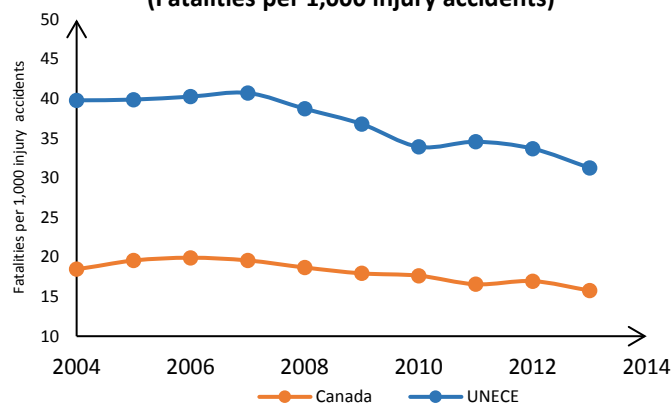


Figure 4: Evolution of the severity of road traffic accidents (Fatalities per 1,000 injury accidents)



Source: UNECE Transport Statistics Database.

Note: UNECE in figures 2 and 4 refers to the average value of UNECE member States providing data.

.. Not available / ¹ strictly for light vehicles (< 4,500 Kg) and ² includes Canadian carriers only.