

# Transport Statistics Infocard

## Bulgaria



Area: 110,993 km<sup>2</sup> • Inhabitants: 7,223,937 (2014)

Contracting Party to 35 UN Transport Conventions under the purview of UNECE Inland Transport Committee. Contracting Party to 15 UN Road Safety Conventions.

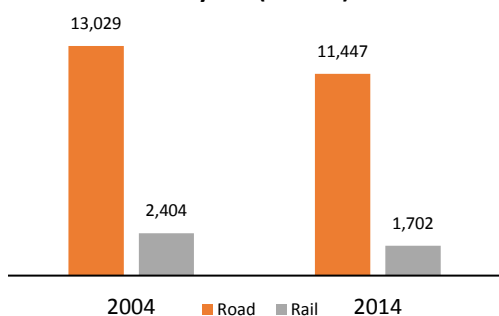
Road and rail traffic	2014
Number of passenger cars (thousand)	3,014.0
Motorization rate (No. of passenger cars per thousand inhabitants)	417
Passenger-km by road (million)	11,447
Tonne-km by road (million)	27,922
Passenger-km by rail (million)	1,702
Tonne-km by rail (million)	3,439
Tonne-km by Inland Waterways (million)	5,074

Road casualty statistics	2014
Fatalities	660
Injured	8,639
Injury accidents	7,018

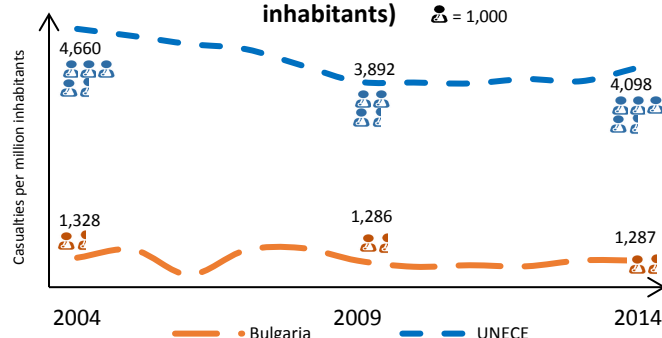
Road deaths per	
Million inhabitants	91
100,000 passenger cars	22

Severity of road traffic accidents	
Fatalities per 1,000 injury accidents	94

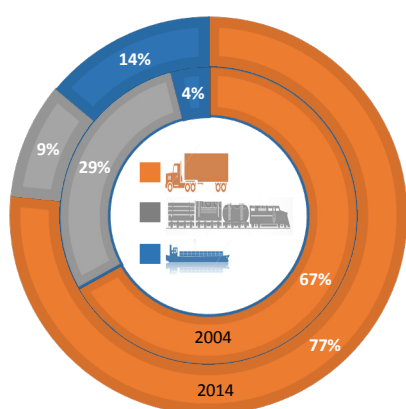
**Figure 1: Passenger-km by road and by rail (million)**



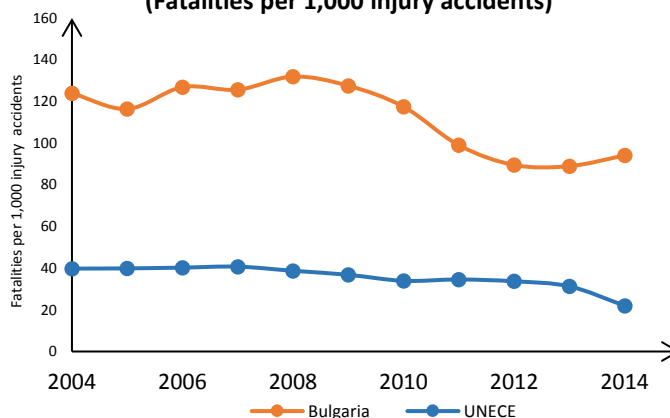
**Figure 2: Casualties (fatalities and injuries, per million inhabitants)**



**Figure 3: Inland transport modal split - Freight (Tonne-km)**



**Figure 4: Evolution of the severity of road traffic accidents (Fatalities per 1,000 injury accidents)**



Source: UNECE Transport Statistics Database.

Note: UNECE in figures 2 and 4 refers to the average value of UNECE member States providing data.