

Transport Statistics Infocard

Belarus



Area: 207,600 km² • Inhabitants: 9,474,511 (2014)

Contracting party to 23 UN Transport Conventions under the purview of UNECE Inland Transport Committee. Contracting Party to 11 UN Road Safety Conventions.

Road and rail traffic	2014
Number of passenger cars (thousand)	2,943.0
Motorization rate (No. of passenger cars per thousand inhabitants)	310
Passenger-km by road (million)	9,946
Tonne-km by road (million)	26,587
Passenger-km by rail (million)	7,796
Tonne-km by rail (million)	44,997
Tonne-km by Inland Waterways (million)	49

Road casualty statistics	2014
Fatalities	757
Injured	4,854
Injury accidents	4,550

Road deaths per	
Million inhabitants	80
100,000 passenger cars	19

Severity of road traffic accidents	
Fatalities per 1,000 injury accidents	166

Figure 1: Passenger-km by road and by rail (million)

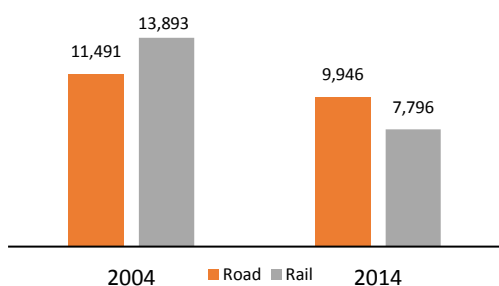


Figure 2: Casualties (fatalities and injuries, per million inhabitants) ☺ = 1,000

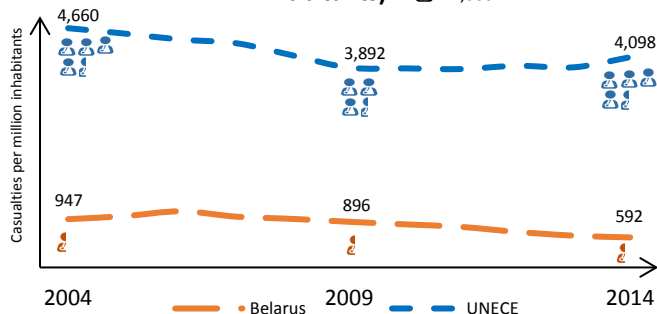


Figure 3: Inland transport modal split - Freight (Tonne-km)

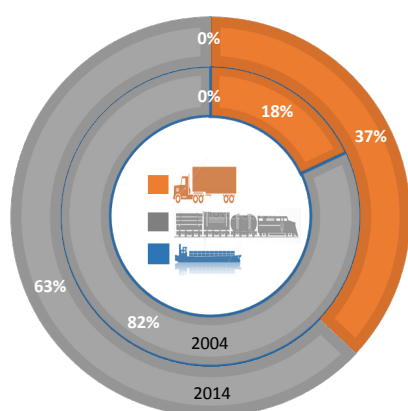
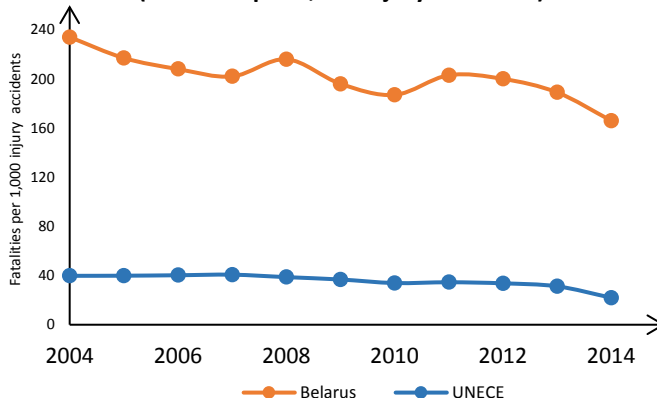


Figure 4: Evolution of the severity of road traffic accidents (Fatalities per 1,000 injury accidents)



Source: UNECE Transport Statistics Database.

Note: UNECE in figures 2 and 4 refers to the average value of UNECE member States providing data.