

# Transport Statistics Infocard

## Austria



Area: 83,858 km<sup>2</sup> • Inhabitants: 8,541,575 (2014)

Contracting party to 40 UN Transport Conventions under the purview of UNECE Inland Transport Committee. Contracting Party to 12 UN Road Safety Conventions.

### Road and rail traffic 2014

Number of passenger cars (thousand)	4,695.0
Motorization rate (No. of passenger cars per thousand inhabitants)	550
Passenger-km by road (million)	86,132 <sup>1</sup>
Tonne-km by road (million)	25,485
Passenger-km by rail (million)	11,981
Tonne-km by rail (million)	20,494
Tonne-km by Inland Waterways (million)	2,177

### Road casualty statistics 2014

Fatalities	430
Injured	47,670
Injury accidents	37,957

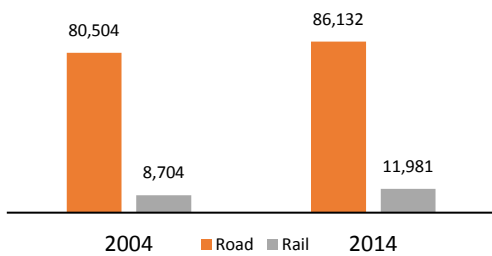
### Road deaths per

Million inhabitants	50
100,000 passenger cars	9

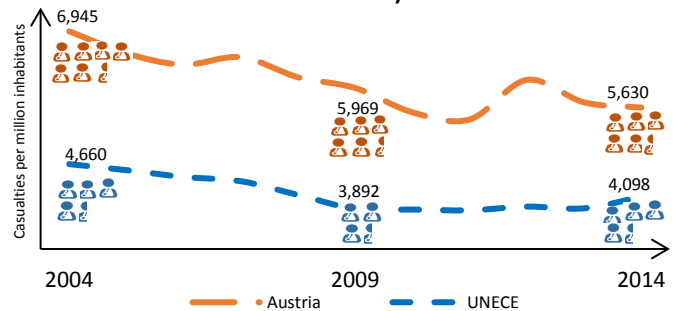
### Severity of road traffic accidents

Fatalities per 1,000 injury accidents	11
---------------------------------------	----

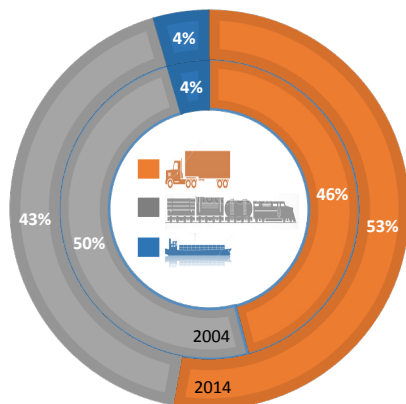
**Figure 1: Passenger-km by road and by rail (million)**



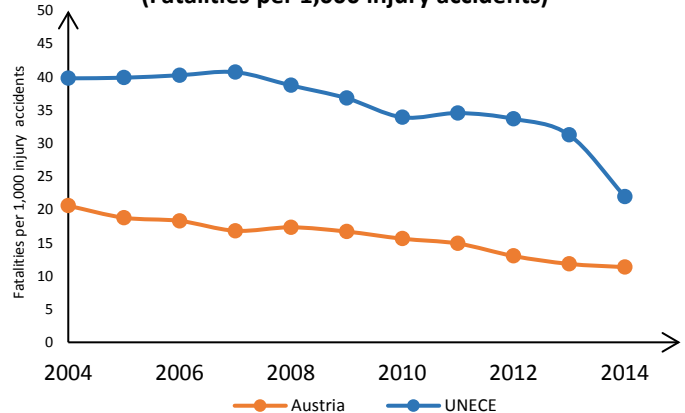
**Figure 2: Casualties (fatalities and injuries, per million inhabitants)**



**Figure 3: Inland transport modal split - Freight (Tonne-km)**



**Figure 4: Evolution of the severity of road traffic accidents (Fatalities per 1,000 injury accidents)**



Source: UNECE Transport Statistics Database.

Note: UNECE in figures 2 and 4 refers to the average value of UNECE member States providing data.

<sup>1</sup> refers to 2013.