

# Transport Statistics Infocard

## Albania



Area: 28,748 km<sup>2</sup> • Inhabitants: 2,893,654 (2014)

Contracting Party to 30 UN Transport Conventions under the purview of UNECE Inland Transport Committee. Contracting Party to 14 UN Road Safety Conventions.

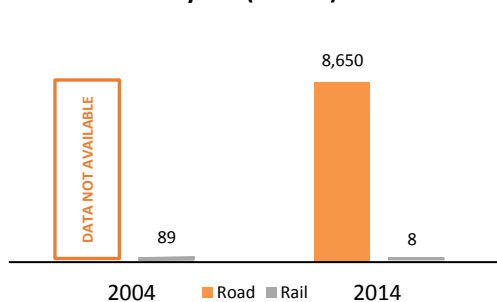
| Road and rail traffic  | 2014  |
|--|-------|
| Number of passenger cars (thousand)                                | 378.1 |
| Motorization rate (No. of passenger cars per thousand inhabitants) | 131   |
| Passenger-km by road (million)                                     | 8,650 |
| Tonne-km by road (million)   | 3,500 |
| Passenger-km by rail (million)                                     | 8     |
| Tonne-km by rail (million)   | 40    |
| Tonne-km by Inland Waterways (million)                             | -     |

| Road casualty statistics | 2014  |
|--------------------------|-------|
| Fatalities               | 264   |
| Injured                  | 2,353 |
| Injury accidents         | 1,954 |

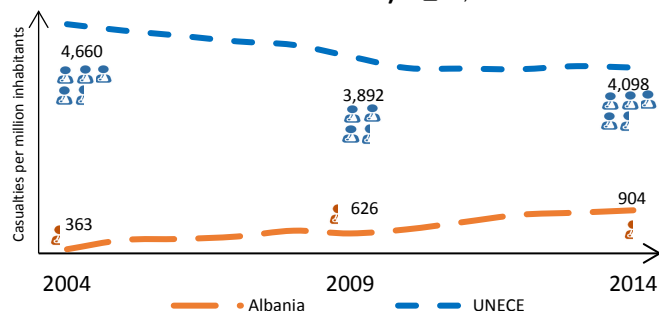
| Road deaths per        |    |
|------------------------|----|
| Million inhabitants    | 91 |
| 100,000 passenger cars | 67 |

| Severity of road traffic accidents    |     |
|---------------------------------------|-----|
| Fatalities per 1,000 injury accidents | 138 |

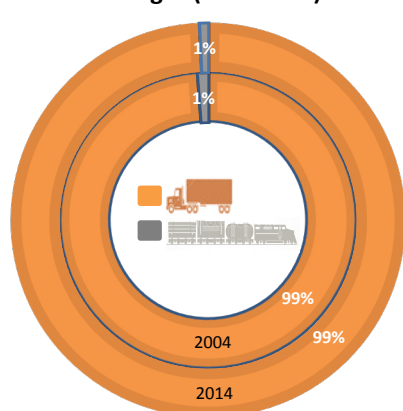
**Figure 1: Passenger-km by road and by rail (million)**



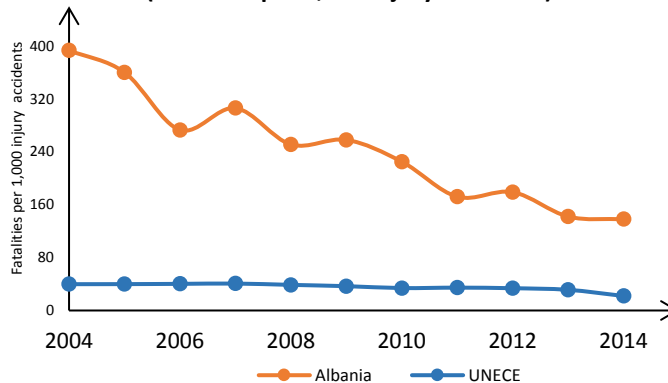
**Figure 2: Casualties (fatalities and injuries, per million inhabitants)** ☹ = 1,000



**Figure 3: Inland transport modal split - Freight (Tonne-km)**



**Figure 4: Evolution of the severity of road traffic accidents (Fatalities per 1,000 injury accidents)**



Source: UNECE Transport Statistics Database.

Note: UNECE in figures 2 and 4 refers to the average value of UNECE member States providing data.

- Not applicable.