




Czech Republic  
Ministry of Transport

# Road traffic accidents Seriously injured



**Olga Kastlova**

*Department for Strategy*


*Ministry of Transport*

**Working party on transport statistics – WP.6**

**Geneva, 18 - 20 June 2014**

## Road safety strategy - EU

- Road safety performance - measured by the reduction of fatalities
- Definition on international level – death within 30 days after an accident
- Countries not complying used coefficients



## Road safety strategy – EU

- During last strategy period in the EU (2001 – 2010) the number of fatalities on EU roads reduced by 43%
- Strategic objective was „halving road deaths by 2010“ – nearly achieved
- Reported improvement in seriously injured – 36%
- Road safety period 2011 – 2020
- Also UN Decade of Action on Road Safety

## Road safety strategy – EU


- Serious injury – strategic objective in road safety policy orientations for the period 2011 - 2020
- Estimation – for every death on the EU roads there are estimated 4 permanently disabled, 10 seriously injured and 40 slightly injured people
- On average, more than half of all serious injuries occur inside urban areas, affection pedestrians and vulnerable road users

## *Serious injury - definition*

- No harmonized definition on international level
- Some definitions used:
  - 24 hours in hospital,
  - Hospitalized
  - Decided by a doctor
  - more than 24 hours in a hospital etc.
- Numbers are not completely comparable

## *Serious injury - definition*

- MAIS (Maximum Abbreviated Injury Score) – common definition
- Globally accepted trauma scale used by medical professionals
- Score range from 1 to 6 (unsurvivable)
- $\geq 3$  serious injury



## *Serious injury - definition*

- Underreporting? – differences between medical and police records
- Problems for countries- might be difficult to comply with this proposed definition, MAIS is used only in a big trauma centres, data have to be collected from one place – usually police, difficult to combine sources
- Coefficients
- Data for the year 2014 – optimistic?



# Thank you for your attention



---

**Ministry of Transport**

[olga.kastlova@mdcr.cz](mailto:olga.kastlova@mdcr.cz)

