

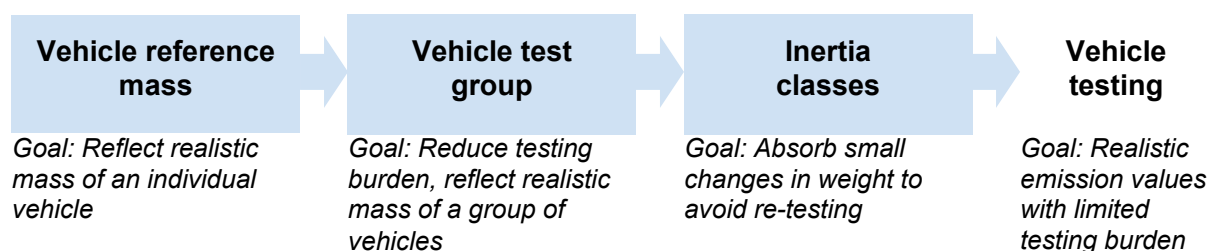
WLTP DTP Lab Processes subgroup	
Title	Inertia classes proposal
Date / Author	31.05.2011 / Peter Mock (ICCT)
Working Paper Number	WLTP-DTP-LabProclCE-077

1. Introduction

Historically the weight of a vehicle was represented by hanging rotating inertia mass on a dynamometer. This approach required the use of discrete inertia classes and an upper limit for inertia mass. Modern electronic dynamometers do not impose these limitations anymore. As a result it is now possible to revise existing test procedures and provide more accurate emission / fuel consumption values to consumers. This document builds on more detailed explanations that were given in the documents WLTP-DTP-LabProclCE-054 and WLTP-DTP-LabProclCE-067, and presents, for discussion, a proposal for defining inertia classes for the WLTP GTR.

2. General

The definition of inertia classes is closely linked to the definition of vehicle reference mass and vehicle test groups.



2.1. Reference mass

Reference mass (also called test weight basis, loaded vehicle weight or vehicle test mass) can vary for two vehicles with the same technical parameters but differences in the optional equipment. Whereas Japan and the US take into account optional equipment when determining the reference mass of a vehicle, this is currently not the case in Europe and India. Furthermore, there are differences in the definition of reference mass across these countries / regions that arise due to differences in including fuels, tools, etc. See Table 1 for a summary of current reference mass definitions across the world.

Table 1: Comparison of reference mass definitions across the world

	Empty (dry) vehicle	Fluids	Fuel	Tools	Spare wheel	Driver & luggage	Optional equipment
US	yes	yes	yes	yes	yes	136 kg	If more than 33%*
JP	yes	yes	yes	no	no	110 kg	Full
EU	yes	yes	90%	yes	yes	100 kg	no
IN	yes	yes	90%	yes	yes	150 kg	no
CN	yes	yes	90%	yes	yes	100 kg	no

Source: Based on WLTP-02-09 with additions from ICCT

* "Where it is expected that more than 33 percent of a car line, within a test group, will be equipped with an item (whether that item is standard equipment or an option), the full estimated weight of that item must be included in the curb weight computation for each vehicle available with that item in that car line, within that test group." 40 CFR Ch. I §86.1832-01

Generally it is desirable to aim for a definition of reference mass that reflects the weight of a vehicle as closely as possible, taking into account various options in terms of configuration that customers in reality can choose from. It has been argued that in particular the EU definition (and the Indian / Chinese definitions that are based on the EU definition) of reference mass does not reflect the actual mass of a vehicle under real world operating conditions. In WLTP-DTP-LabProclCE-069 it is proposed to define the reference mass based on the unladen mass of a vehicle plus x% of the difference between the technically permissible laden mass and the unladen mass. Other proposals include adding the mass of y% of the optional equipment to the unladen mass to arrive at reference mass (similar to the current US approach) or introducing an emission correction factor for taking into account extra weight due to the optional equipment.

The definition of reference mass is not part of this proposal. The term "reference mass" in the following is used as a placeholder for the definition of reference mass that is agreed to within the WLTP process.

2.2. Vehicle test group

Grouping vehicles of similar characteristics that are likely to have very similar emission levels can help to reduce the testing burden of manufacturers. For fuel economy testing in the US, vehicles are grouped using inertia weight classes (IWC). Vehicles that share the same basic engine, engine code, IWC, transmission configuration, and axle ratio are considered to have the same vehicle configuration. Out of the vehicles that have the same vehicle configuration for fuel economy purposes only the vehicle with the highest projected sales is tested¹. It is important to note that the IWC are different from the inertia classes discussed in the following section of this document².

A similar approach could be chosen for the WLTP in order to limit the amount of testing burden for manufacturers. However, the definition of vehicle test groups is not part of this proposal and would need to be addressed elsewhere in the WLTP process.

¹ "The test weight for a fuel economy data vehicle will be that test weight specified by the Administrator from the test weights covered by that vehicle configuration. The Administrator will base his selection of a test weight on the relative projected sales volumes of the various test weights within the vehicle configuration." 40 CFR § 600.111-80

² IWC in the US are between 250 lbs (113 kg) and 500 lbs (227 kg) and therefore higher than the current inertia classes (called equivalent test weight – ETW)

2.3. Inertia classes

As explained in documents WLTP-DTP-LabProclCE-054 and WLTP-DTP LabProclCE-067 there is no longer a technical need to use discrete inertia weight classes for vehicle emission / fuel consumption testing. Instead, it would be desirable to apply a step-less approach that makes use of the actual reference mass of a vehicle. Yet, for practical reasons it might be beneficial to have some buffer to ensure that not every small change in vehicle mass results in a need to re-test the vehicle. Hence, for the near future it could be argued to stick to the concept of inertia classes not for technical but for practical reasons until a better concept is described.

When deciding about the size of the inertia class steps there is a trade-off to consider: Inertia classes should avoid creating incentives for manufacturers to increase or decrease the weight of a vehicle for the sole purpose of achieving a more favourable test weight. Additionally, inertia classes should avoid a situation where increases or decreases in vehicle weight are not adequately reflected in new test weights. These objectives clearly speak in favour of having small inertia classes. On the other hand, larger inertia classes are more likely to reduce the testing burden for manufacturers, as the changes in weight need to be larger before a re-testing of a vehicle becomes necessary.

During earlier discussions it was mentioned that inertia class steps should reflect CO₂ emission changes of approx. 1 g/km in order to be meaningful. In WLTP-DTP-LabProclCE-065 an estimate was provided for the effects of 100 kg of weight variation in the EU NEDC test cycle under the assumption that no secondary weight and fuel saving effects³ are taken into account. In the underlying paper (see footnote 4) more details are given and the effects for the US and Japanese test cycles can be calculated. As both cycles tend to be more dynamic than the EU NEDC, the acceleration energy needed and therefore the effects of changes in weight are higher for the Combined (US) and 10-15 (JP) cycles than they are for the NEDC (EU). Furthermore, the paper states that “the larger the weight reduction, the more probable an adjustment of the gear ratio or the engine displacement becomes” and “In practice, both FRV [fuel reduction values with and without secondary weight effects] are equally likely in case that no comprehensive information is available about whether a weight-induced power train adaptation will take place or not”. Hence, the respective information for changes in CO₂ when considering secondary weight effects has been added in table 2. The table furthermore lists two meta-studies from the US EPA/NTHSA and FKA.

³ Secondary fuel saving effects: Fuel savings due to changes in gear ratio and engine displacement to achieve equal performance after weight reduction; Secondary weight savings: Fuel savings due to downsizing of engines, smaller breaks etc. after weight reduction

Table 2: Summary CO₂ effects of 100 kg of weight variation

Source	Secondary effects	Test cycle	CO ₂ effect of 100 kg of weight variation (g/km) ⁴			Weight variation reflecting 1 g/km of CO ₂ (kg)
			Min.	Max.	Arithm. mean	
VW ⁵	no	NEDC (EU)	3.2	3.5	3.3	30
	no	Combined (US)	3.5	3.8	3.6	27
	no	10-15 (JP)	4.1	4.4	4.3	23
EPA ⁶	yes	NEDC (EU)	6.3	10.6	8.5	12
	no	Combined (US)	3.8	3.8	3.8	27
FKA ⁷	yes	Combined (US)	7.0	7.0	7.0	14
	no	NEDC (EU)	2.0	6.2	4.1	24
	yes	NEDC (EU)	5.5	8.8	7.1	14

Assessing the actual CO₂ effect of inertia classes obviously depends on the individual vehicle, the technological changes applied and the test cycle. Yet, even if assuming a worst-case scenario with no secondary fuel and weight saving effects being taken into account and assuming that the new DHC will be as static as the current EU NEDC it becomes clear from Table 2 that an inertia class size of max. 30 kg will result in a CO₂ effect of approx. 1 g/km.

For practical reasons, instead of choosing an inertia class size of 30 kg, it would be beneficial to set the step size at 28.35 kg (=62.50 pounds). This is exactly half the size of the steps under the current US system. The new inertia classes would therefore be compatible with the US IWC classes that would not have to be changed.

As demonstrated above, setting the size of inertia classes at 28.35 kg allows for a reasonable compromise between a) providing accurate emission and fuel consumption values that avoid incentives to increase or decrease the weight of a vehicle solely to achieve a more favourable test weight and b) limiting the testing burden as much as possible.

In addition to setting the size of the inertia class steps it is also important to include all light-duty vehicles on the market and impose equitable requirements on all of them. Therefore, the currently existing upper limit for inertia mass under the EU NEDC regulation at 2,270 kg, that used to be based on technical restrictions (see WLTP-DTP-LabProcICE-054 for an explanation), needs to be replaced by an inertia class system that includes all light-duty vehicles as defined in the WLTP.

⁴ For conversion from (l/100 km) fuel consumption into (g/km) CO₂ emissions EUCAR / CONCAWE / JRC conversion factors are applied (see Well-to-Wheels analysis of future automotive fuels and powertrains in the European context); for calculating CO₂ effects a 1,400 kg and 150 g/km CO₂ passenger car is assumed

⁵ Koffler, C., Rohde-Brandenburger, K. On the calculation of fuel savings through lightweight design in automotive life cycle assessments. International Journal of Life Cycle Assessment (2010) 15:128-135. Calculations for US and JP test cycles based on factors given in the paper under the assumption that the percentage of deceleration phases in the US and JP test cycle are the same as for the NEDC cycle (15%)

⁶ EPA/NHTSA. Final Rulemaking to Establish Light-Duty Vehicle Greenhouse Gas Emission Standards and Corporate Average Fuel Economy Standards – Joint Technical Support Document, 2010.

⁷ Forschungsgesellschaft Kraftfahrwesen mbH Aachen – FKA. Determination of weight elasticity of fuel economy for conventional ICE vehicles, hybrid vehicles and fuel cell vehicles. Report 55510, 2007.

3. Proposal

Based on the above considerations, the following proposed text on inertia class definition is provided for discussion.

For the purpose of the determination of emissions and fuel consumption, the inertia weight used to adjust the dynamometer will be chosen as follows:

Reference mass of vehicle				Inertia class
RW (kg)				IC (kg)
		RW ≤	481	468
482	<	RW ≤	510	496
510	<	RW ≤	538	524
539	<	RW ≤	567	553
567	<	RW ≤	595	581
595	<	RW ≤	623	609
624	<	RW ≤	652	638
652	<	RW ≤	680	666
680	<	RW ≤	708	694
Continue in increments of 28.35 kg				

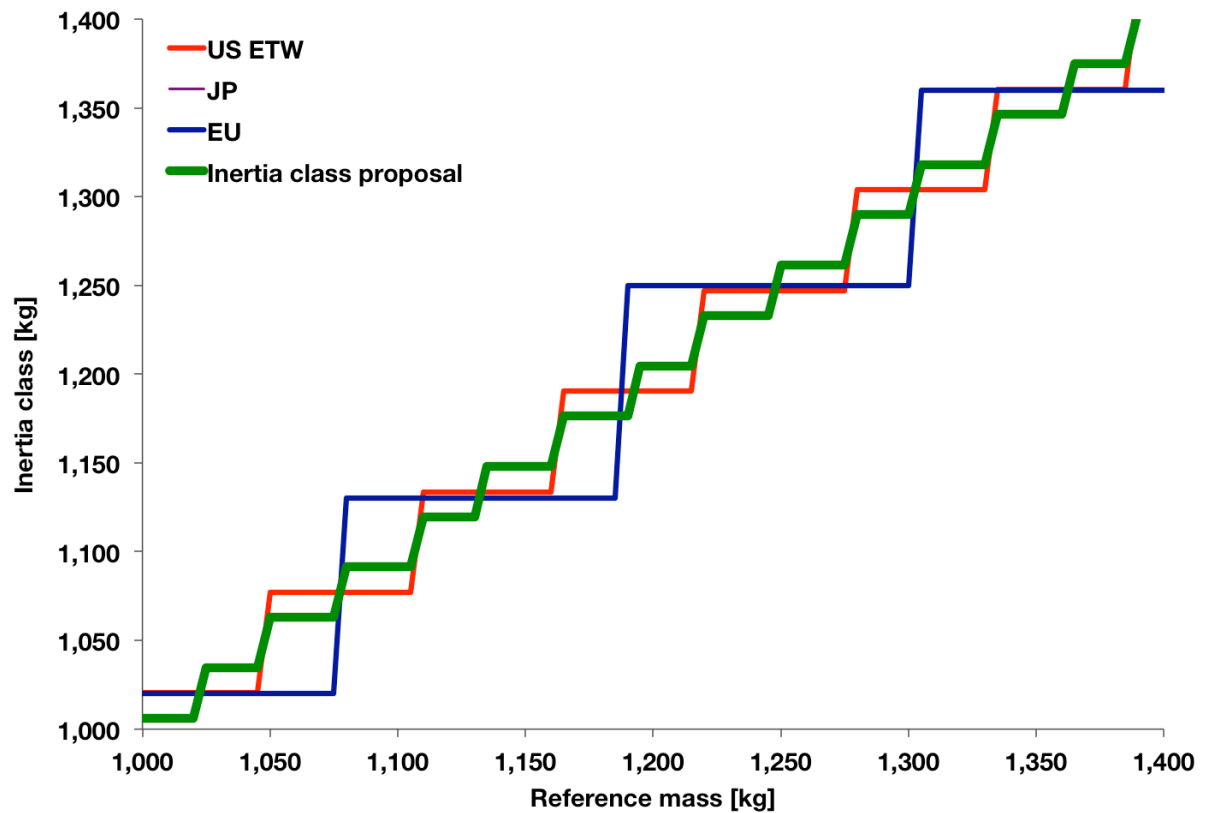
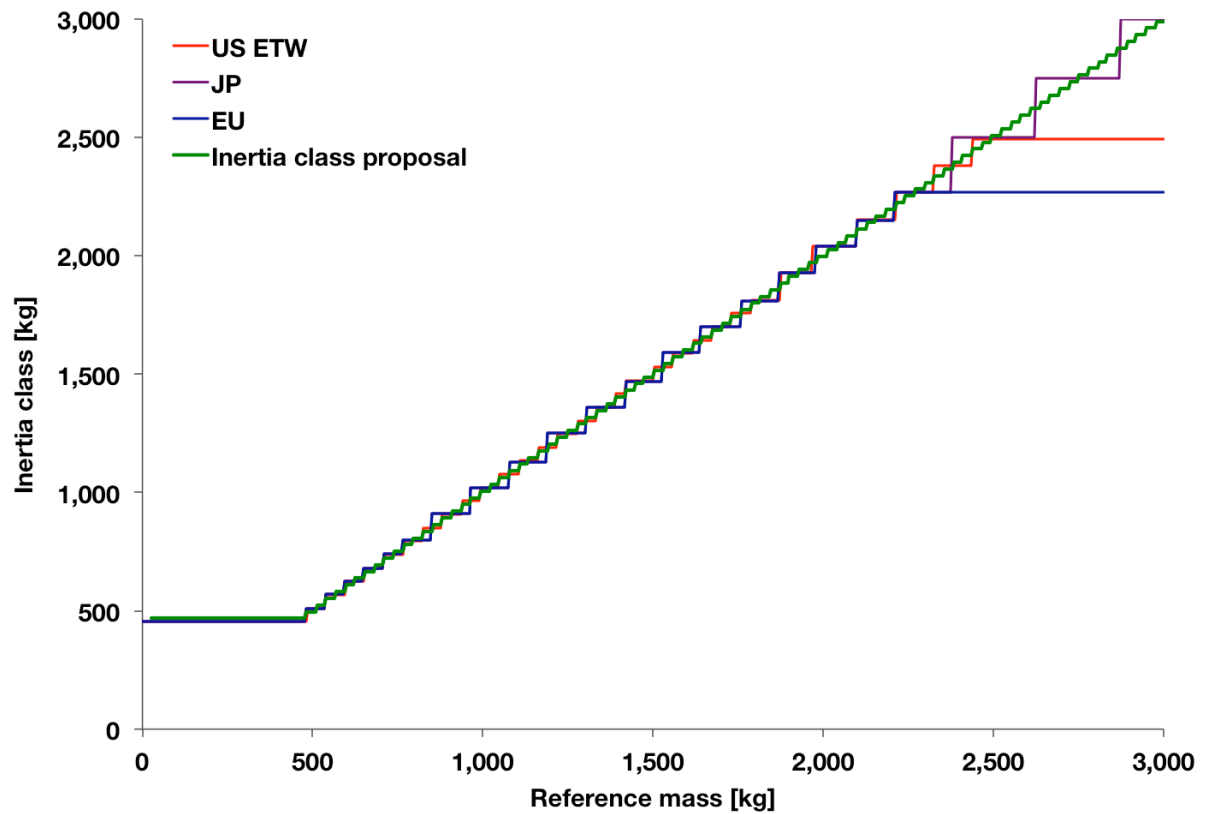
If the corresponding inertia class is not available on the dynamometer, the bigger value closest to the vehicle reference mass will be used.

[note that the term reference mass is used here as a placeholder for the vehicle test mass defined in the WLTP]

Annex I – Comparison with US inertia weight classes

Reference mass, RW				Inertia class, IC		Inertia weight class, IWC	
(pounds)		(kilogram)		(pounds)	(kilogram)	(pounds)	(kilogram)
1,063 < RW ≤ 1,062	482 < RW ≤ 481	1,031	468	1,000	454		
1,125 < RW ≤ 1,124	510 < RW ≤ 510	1,093	496	1,000	454		
1,188 < RW ≤ 1,187	539 < RW ≤ 538	1,156	524	1,000	454		
1,250 < RW ≤ 1,249	567 < RW ≤ 567	1,218	553	1,250	567		
1,313 < RW ≤ 1,312	595 < RW ≤ 595	1,281	581	1,250	567		
1,375 < RW ≤ 1,374	623 < RW ≤ 623	1,343	609	1,250	567		
1,438 < RW ≤ 1,437	652 < RW ≤ 652	1,406	638	1,250	567		
1,499 < RW ≤ 1,499	680 < RW ≤ 680	1,468	666	1,500	680		
1,562 < RW ≤ 1,562	708 < RW ≤ 708	1,531	694	1,500	680		
1,624 < RW ≤ 1,624	737 < RW ≤ 737	1,593	723	1,500	680		
1,687 < RW ≤ 1,687	765 < RW ≤ 765	1,656	751	1,500	680		
1,749 < RW ≤ 1,749	793 < RW ≤ 793	1,718	779	1,750	794		
1,812 < RW ≤ 1,812	822 < RW ≤ 822	1,781	808	1,750	794		
1,874 < RW ≤ 1,874	850 < RW ≤ 850	1,843	836	1,750	794		
1,937 < RW ≤ 1,937	878 < RW ≤ 878	1,906	864	1,750	794		
1,999 < RW ≤ 1,999	907 < RW ≤ 907	1,968	893	2,000	907		
2,062 < RW ≤ 2,062	935 < RW ≤ 935	2,031	921	2,000	907		
2,124 < RW ≤ 2,124	964 < RW ≤ 964	2,093	950	2,000	907		
2,187 < RW ≤ 2,187	992 < RW ≤ 992	2,156	978	2,000	907		
2,249 < RW ≤ 2,249	1020 < RW ≤ 1020	2,218	1,006	2,250	1,021		
2,312 < RW ≤ 2,312	1049 < RW ≤ 1049	2,281	1,035	2,250	1,021		
2,374 < RW ≤ 2,374	1077 < RW ≤ 1077	2,343	1,063	2,250	1,021		
2,437 < RW ≤ 2,437	1105 < RW ≤ 1105	2,406	1,091	2,250	1,021		
2,499 < RW ≤ 2,499	1134 < RW ≤ 1134	2,468	1,120	2,500	1,134		
2,562 < RW ≤ 2,562	1162 < RW ≤ 1162	2,531	1,148	2,500	1,134		
2,624 < RW ≤ 2,624	1190 < RW ≤ 1190	2,594	1,176	2,500	1,134		
2,687 < RW ≤ 2,687	1219 < RW ≤ 1219	2,656	1,205	2,500	1,134		
2,749 < RW ≤ 2,749	1247 < RW ≤ 1247	2,719	1,233	2,750	1,247		
2,812 < RW ≤ 2,812	1275 < RW ≤ 1275	2,781	1,261	2,750	1,247		
2,874 < RW ≤ 2,874	1304 < RW ≤ 1304	2,844	1,290	2,750	1,247		
2,937 < RW ≤ 2,937	1332 < RW ≤ 1332	2,906	1,318	2,750	1,247		
2,999 < RW ≤ 2,999	1360 < RW ≤ 1360	2,969	1,347	3,000	1,361		
3,062 < RW ≤ 3,062	1389 < RW ≤ 1389	3,031	1,375	3,000	1,361		
3,124 < RW ≤ 3,124	1417 < RW ≤ 1417	3,094	1,403	3,000	1,361		
3,187 < RW ≤ 3,187	1446 < RW ≤ 1446	3,156	1,432	3,000	1,361		
3,249 < RW ≤ 3,249	1474 < RW ≤ 1474	3,219	1,460	3,000	1,361		
3,312 < RW ≤ 3,312	1502 < RW ≤ 1502	3,281	1,488	3,000	1,361		
3,374 < RW ≤ 3,374	1531 < RW ≤ 1531	3,344	1,517	3,500	1,588		
3,437 < RW ≤ 3,437	1559 < RW ≤ 1559	3,406	1,545	3,500	1,588		
3,499 < RW ≤ 3,499	1587 < RW ≤ 1587	3,469	1,573	3,500	1,588		
3,562 < RW ≤ 3,562	1616 < RW ≤ 1616	3,531	1,602	3,500	1,588		
3,624 < RW ≤ 3,624	1644 < RW ≤ 1644	3,594	1,630	3,500	1,588		
3,687 < RW ≤ 3,687	1672 < RW ≤ 1672	3,656	1,658	3,500	1,588		
3,749 < RW ≤ 3,749	1701 < RW ≤ 1701	3,719	1,687	3,500	1,588		
3,812 < RW ≤ 3,812	1729 < RW ≤ 1729	3,781	1,715	3,500	1,588		
3,874 < RW ≤ 3,874	1757 < RW ≤ 1757	3,844	1,743	4,000	1,814		
3,937 < RW ≤ 3,937	1786 < RW ≤ 1786	3,906	1,772	4,000	1,814		
3,999 < RW ≤ 3,999	1814 < RW ≤ 1814	3,969	1,800	4,000	1,814		
4,062 < RW ≤ 4,062	1842 < RW ≤ 1842	4,031	1,829	4,000	1,814		
4,124 < RW ≤ 4,124	1871 < RW ≤ 1871	4,094	1,857	4,000	1,814		
4,187 < RW ≤ 4,187	1899 < RW ≤ 1899	4,156	1,885	4,000	1,814		
4,250 < RW ≤ 4,250	1928 < RW ≤ 1928	4,219	1,914	4,000	1,814		
4,312 < RW ≤ 4,312	1956 < RW ≤ 1956	4,281	1,942	4,000	1,814		
4,374 < RW ≤ 4,374	1984 < RW ≤ 1984	4,344	1,970	4,000	1,814		
4,437 < RW ≤ 4,437	2013 < RW ≤ 2013	4,406	1,999	4,500	2,041		
4,499 < RW ≤ 4,499	2041 < RW ≤ 2041	4,469	2,027	4,500	2,041		
4,562 < RW ≤ 4,562	2069 < RW ≤ 2069	4,531	2,055	4,500	2,041		
4,624 < RW ≤ 4,624	2098 < RW ≤ 2098	4,594	2,084	4,500	2,041		
4,687 < RW ≤ 4,687	2126 < RW ≤ 2126	4,656	2,112	4,500	2,041		
4,749 < RW ≤ 4,749	2154 < RW ≤ 2154	4,719	2,140	4,500	2,041		
4,812 < RW ≤ 4,812	2183 < RW ≤ 2183	4,781	2,169	4,500	2,041		
4,874 < RW ≤ 4,874	2211 < RW ≤ 2211	4,844	2,197	4,500	2,041		
4,937 < RW ≤ 4,937	2239 < RW ≤ 2239	4,906	2,225	5,000	2,268		
4,999 < RW ≤ 4,999	2268 < RW ≤ 2268	4,969	2,254	5,000	2,268		
5,062 < RW ≤ 5,062	2296 < RW ≤ 2296	5,031	2,282	5,000	2,268		
5,124 < RW ≤ 5,124	2325 < RW ≤ 2325	5,094	2,311	5,000	2,268		
5,187 < RW ≤ 5,187	2353 < RW ≤ 2353	5,156	2,339	5,000	2,268		
5,250 < RW ≤ 5,250	2381 < RW ≤ 2381	5,219	2,367	5,000	2,268		
5,312 < RW ≤ 5,312	2410 < RW ≤ 2410	5,281	2,396	5,000	2,268		
5,374 < RW ≤ 5,374	2438 < RW ≤ 2438	5,344	2,424	5,000	2,268		
5,437 < RW ≤ 5,437	2466 < RW ≤ 2466	5,406	2,452	5,500	2,495		
5,499 < RW ≤ 5,499	2495 < RW ≤ 2495	5,469	2,481	5,500	2,495		
5,562 < RW ≤ 5,562	2523 < RW ≤ 2523	5,531	2,509	5,500	2,495		
5,624 < RW ≤ 5,624	2551 < RW ≤ 2551	5,594	2,537	5,500	2,495		
5,687 < RW ≤ 5,687	2580 < RW ≤ 2580	5,656	2,566	5,500	2,495		
5,750 < RW ≤ 5,750	2608 < RW ≤ 2608	5,719	2,594	5,500	2,495		
				Continue in increments of 62.5 pounds		Continue in increments of 500 pounds	

Annex II – Comparison with existing regulation



Note: steps are vertical in reality, no forward slope like in the graph