

# **SAE J2579 Technical Information Report**

## **Fuel Systems in Fuel Cell & Other Hydrogen Vehicles**

**Presented by Phil Horton  
To Hydrogen Fuel Cell Vehicle Subgroup on Safety  
May, 2008**



# Topics

---

- Background
- Summary of SAE J2579
  - General Structure
  - Guiding Principles
  - Compressed Hydrogen Performance Requirements
- Key Attributes of SAE J2579
- Validation Testing
- Workplan for Next Steps
- Summary



# Background

---

- Work on motor vehicle hydrogen storage system code initiated in SAE Fuel Cell Safety Work Group circa 2003.
- Active participation by fuel cell vehicle and storage system manufacturers and testing organizations, including representation from Asia, Europe and North America.
- Existing codes including NGV2, EIHP, FMVSS 304 and CSA B51 considered, with focus to develop design-independent performance-based code.
- SAE J2579 balloted in late 2007 and published as Technical Information Report (TIR) in January 2008.
- Two-year period for evaluation testing and workplan items with goal to publish SAE J2579 as Recommended Practice in early 2010.



# SAE J2579 – General Structure

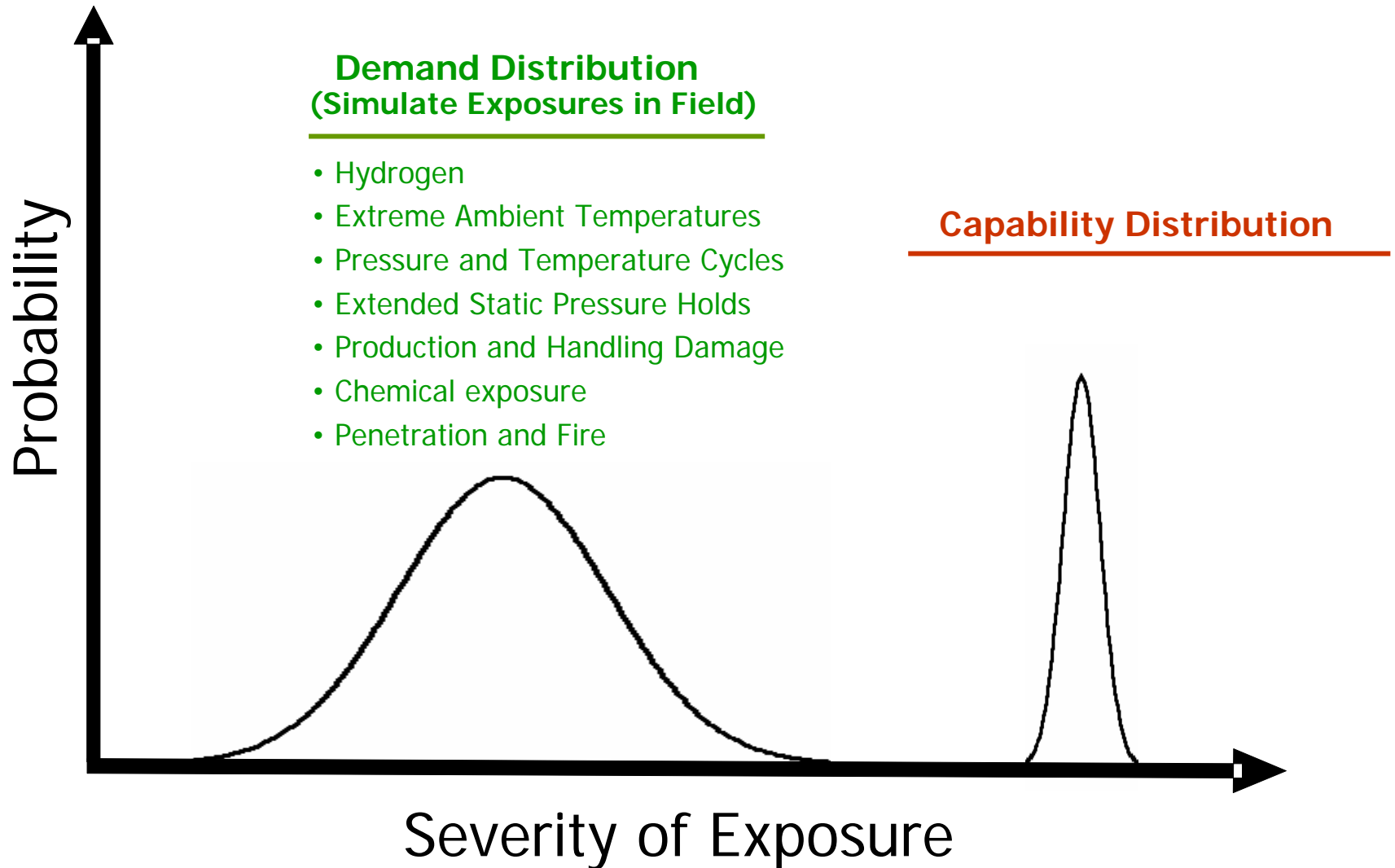
---

1. Scope
2. References
3. Definitions
4. General Requirements
5. Performance Requirements
  - 5.1 Liquified Hydrogen
  - 5.2 Compressed Hydrogen

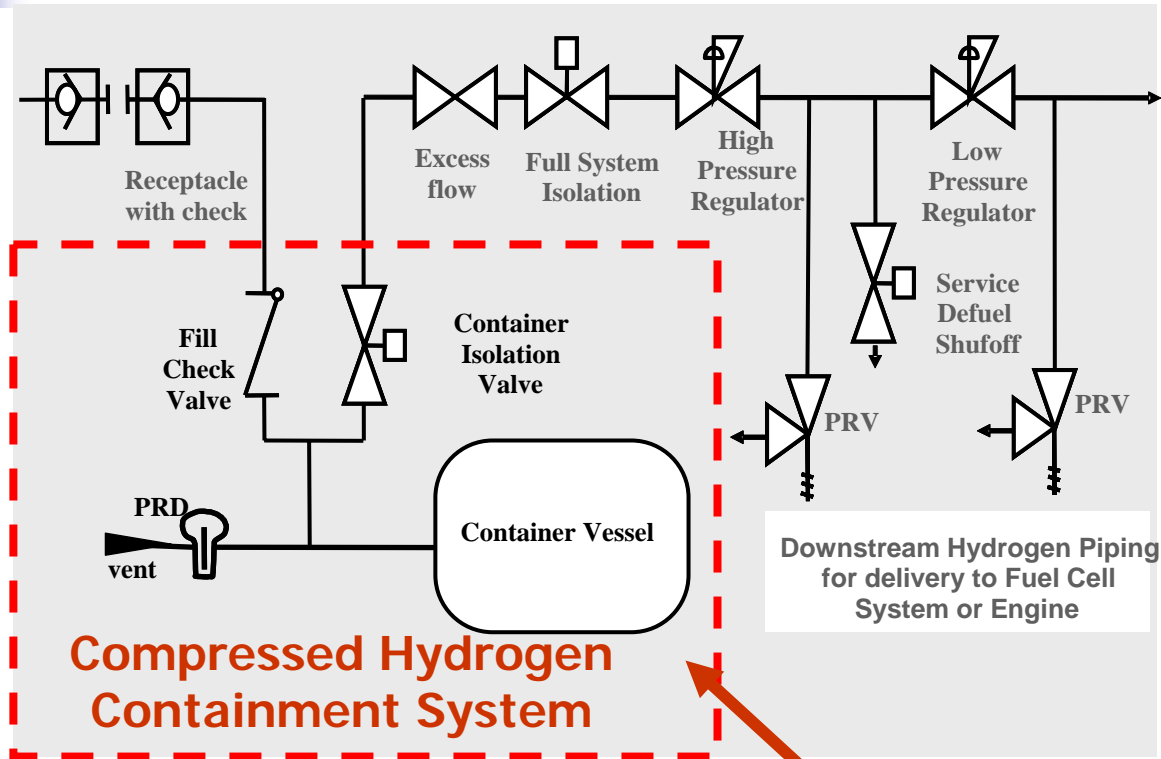
## Appendices

- A. Pressure Vessel Terminology
- B. Material Compatibility
- C. Compressed Hydrogen Qualification Tests
- D. Rationale for Section 5.2 Compressed Hydrogen Requirements
- E. Design and Selection of Components
- F. Conducting Material Qualification Tests
- G. Compressed Hydrogen System Integration

# Verification of Compressed Hydrogen Storage System Performance



# Typical Compressed Hydrogen System



*Includes all components and parts that form the primary pressure boundary for stored hydrogen*

Isolates stored hydrogen from --

- the remainder of the fuel system
- the surrounding environment



# Principle of “Design for Safety”

---

- No single-point failure should cause unreasonable risk to safety or uncontrolled vehicle behavior:
  - Fail-safe design
  - Isolation and separation of hazards to minimize cascading of events
  - Fault management with staged warnings and shutdowns
- Isolation and containment of stored hydrogen is required to practice fault management on hydrogen and fuel cell vehicles.



## Section 5.2 – Compressed Hydrogen Storage System Performance Requirements

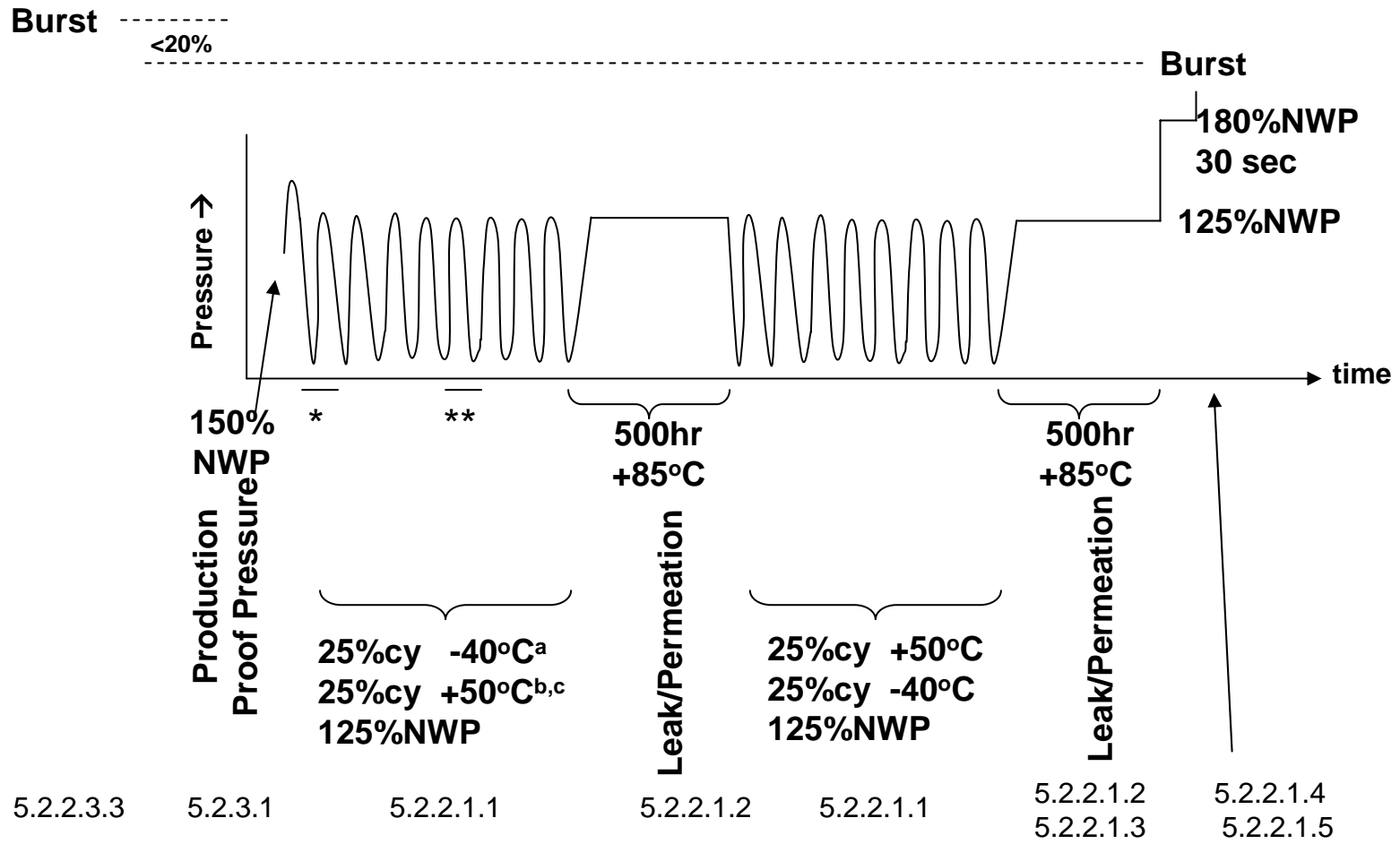
---

- Expected service performance test sequence (pneumatic pressure cycling)
- Durability performance test sequence (hydraulic pressure cycling)
- Performance under service-terminating conditions



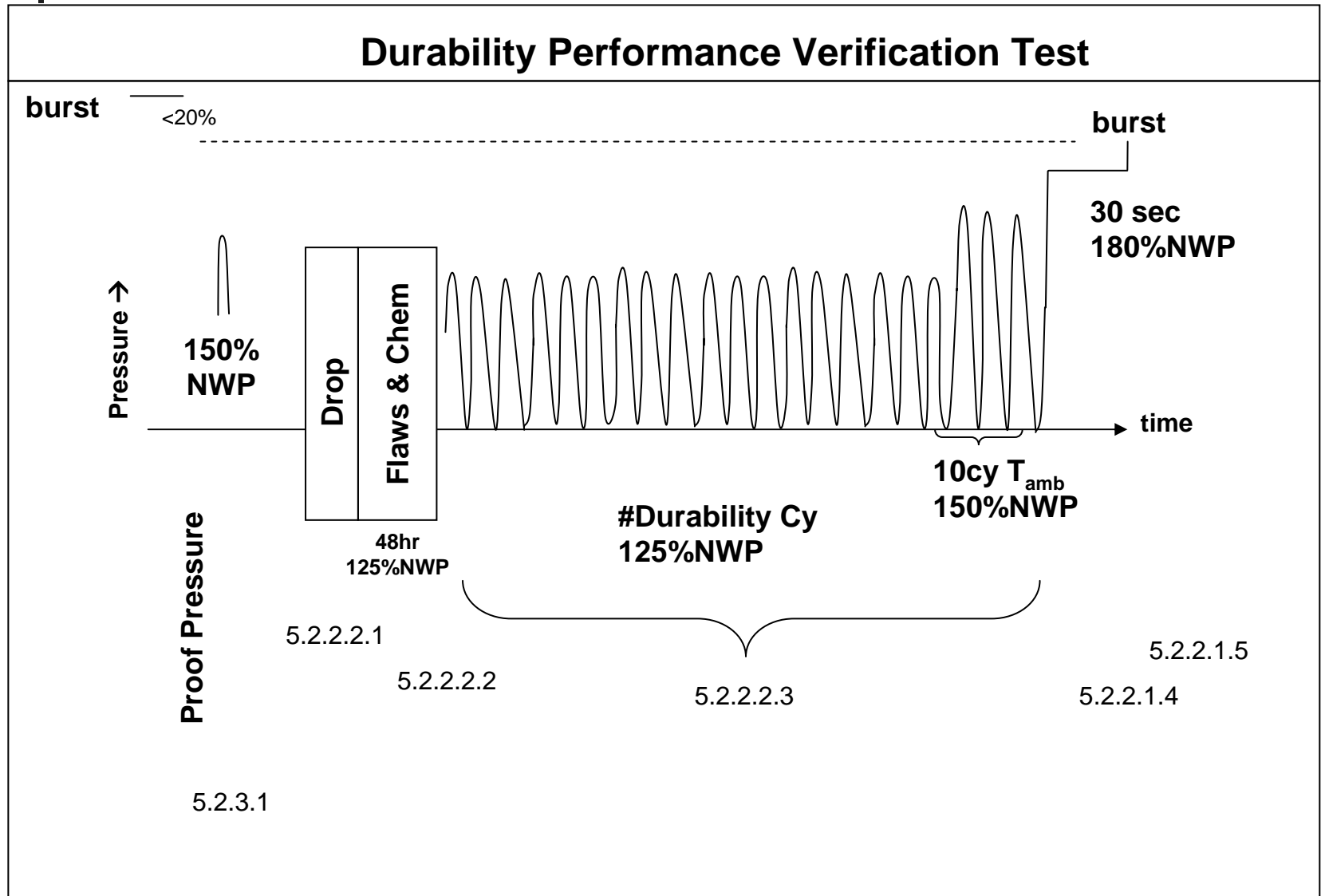
# Expected Service (pneumatic)

## Expected-Service Performance Verification Test



a System equilibration @ -40°C 5cy +20°C fuel; 5cy <-35°C fuel  
 b System equilibration @ +50°C 5cy <-35°C fuel  
 c Service defuel rate  $\geq 50$ cy

# Durability Performance (hydraulic)





# Service Terminating Conditions

---

- Bonfire No burst & controlled PRD release
  - Penetration No burst
  - Burst Pressure
  - Cycle Life
- Manufacturer will establish new-vessel burst pressure and cycle life criteria



# Key Distinctions from other Pressure Vessel Codes

---

- System-level performance code that is independent of storage system design.
- Uses two sequences of tests (expected service and durability performance) rather than discrete testing of virgin tanks.
- Specifies end-of-life (EOL) burst margins rather than beginning-of-life (BOL) burst margins.
- In addition to requiring EOL burst margin to be at least 1.8 times maximum working pressure, also requires EOL burst pressure to be at least 80% of virgin-tank burst pressure.
- Includes pneumatic cycling and sustained stand time (in expected service sequence).

> Powertech Labs

# SAE J2579 TEST PROGRAM Results Update



# Project Background

Powertech contracted by SAE (funded by DOE through NREL) to validate the new SAE J2579 test procedures

Sourced 2 types of tanks at 70MPa

1. Dynetek 36L Type 3 tank
2. Lincoln 80L Type 4 tank

Test program has changed to follow the latest concerns of the committee and may continue to evolve as data is generated and issues are raised

# Test Plan

1. Determine time and feasibility to perform SAE J2579 test using carbon/polymer tank (gas & hydraulic in parallel) - **done**
2. Subject carbon/polymer tank to the gas cycle test with end plug - **done**
3. Subject carbon/Al tank to the gas cycle test with end plug - **done**
4. Subject carbon/Al tank with valve to the gas cycle test - **underway**
5. Subject carbon/polymer tank to the hydraulic test - **done**
6. Subject carbon/Al tank to the hydraulic test - **done**
7. Subject glass/Al tank (with known field failure) to hydraulic test - **done**
8. Subject carbon/polymer tank with valve to gas cycle test - **planned**



# Workplan for 2008 and 2009

---

- Complete validation testing, and revise SAE J2579 as appropriate based on findings.
- Develop localized fire test procedure(s) and performance criteria for possible inclusion in SAE J2579.
- Consider refinements to specific provisions based on additional data analyses:
  - Permeation requirements
  - Number of pressure cycles
  - Hold times and temperatures
- Criteria for redesign not requiring re-qualification.
- Re-qualification for additional service.
- Criteria for allowing parallel (versus series) performance testing.





# Summary

---

- SAE J2579 provides performance based system level requirements to assess hydrogen storage safety while also facilitating future improvements in technology.
- Validation testing scheduled for completion during 2008.
- Pending successful completion of validation testing, SAE J2579 should be considered as basis for hydrogen storage portion of FCV Global Technical Regulation.