

ECONOMIC COMMISSION FOR EUROPE

INLAND TRANSPORT COMMITTEE

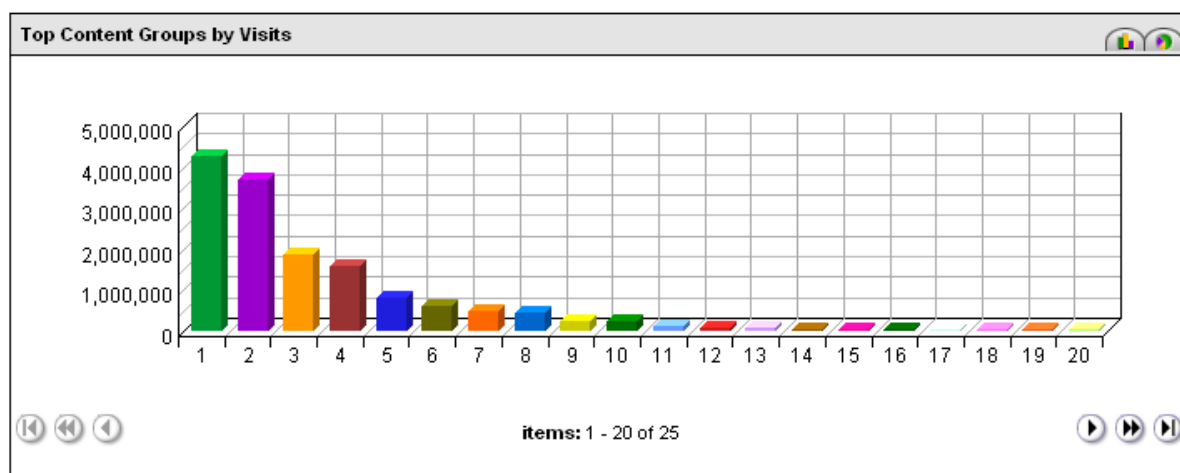
(Seventieth Session, Geneva 19-21 February 2008,  
Agenda item 10m)

**TRANSPORT DIVISION WEBSITE STATISTICS**  
**January – December 2007**

Note by the secretariat

1. **Most visited sections of UNECE website from January - December 2007:**

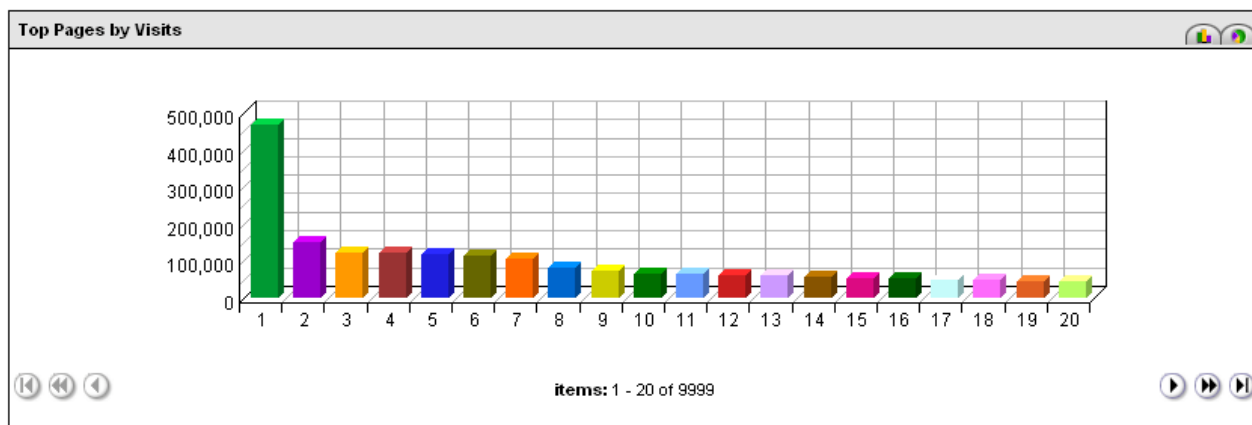
In 2007, the Transport Division website was the most visited section of [www.unece.org](http://www.unece.org). Transport Division had **4.3 million visitors**, which represents almost **28.73% of all visitors to the UNECE website**. This is an increase of visitors from 2006, when there were 3.3 million visitors to the Transport Division website.



Group Name	Visits	%	Hits
1. TRANS	4,256,822	28.73%	34,663,377
2. TRADE	3,695,960	24.95%	13,488,291
3. STATS	1,878,751	12.68%	10,747,915
4. ENHS	1,601,818	10.81%	5,918,390
5. CEFACT	819,568	5.53%	3,398,085
6. un.Vehicle Regulations	618,098	4.17%	2,056,179
7. INFO	475,377	3.21%	1,311,757
8. ENERGY	445,225	3.01%	1,389,504
9. un.Border Crossing	233,499	1.58%	838,129
10. EAD	227,002	1.53%	706,191

2. **Most visited pages** of the UNECE website from January - December 2007:

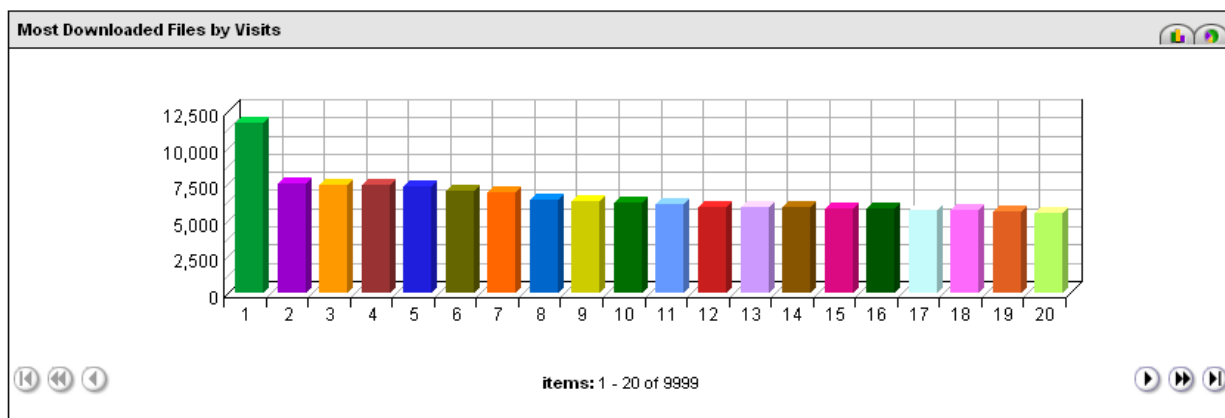
4 of the top 10 most visited pages on the UNECE Website in 2007 were from the Transport Division. These are the i) **Vehicle Regulations Home Page**, ii) the **Transport Division Home Page**, iii) the **Dangerous Goods Home Page**, and iv) the **UNECE Vehicle Regulations (1958 Agreement)** page.



Top Pages						
Pages	Visits ▼	%	Views ▼	Avg Time Viewed	Avg Time to Serve	
1. <a href="http://www.unece.org/Welcome.html">http://www.unece.org/Welcome.html</a>	466,758	2.34%	922,899	00:01:58	2891	
2. <a href="http://www.unece.org/cefact/">http://www.unece.org/cefact/</a>	149,633	0.75%	188,431	00:01:57	6520	
3. <a href="http://www.unece.org/trans/main/welcwp29.htm">http://www.unece.org/trans/main/welcwp29.htm</a>	122,986	0.62%	160,056	00:01:55	22617	
4. <a href="http://www.unece.org/cefact/locode/service/location.htm">http://www.unece.org/cefact/locode/service/location.htm</a>	122,006	0.61%	141,401	00:00:07	4396	
5. <a href="http://www.unece.org/trans/Welcome.html">http://www.unece.org/trans/Welcome.html</a>	119,463	0.60%	216,972	00:00:55	15642	
6. <a href="http://www.unece.org/cefact/locode/service/mainloca.htm">http://www.unece.org/cefact/locode/service/mainloca.htm</a>	113,815	0.57%	130,343	00:00:41	1395	
7. <a href="http://www.unece.org/trans/danger/danger.htm">http://www.unece.org/trans/danger/danger.htm</a>	105,215	0.53%	127,148	00:01:39	9960	
8. <a href="http://www.unece.org/cefact/locode/service/head.htm">http://www.unece.org/cefact/locode/service/head.htm</a>	79,274	0.40%	89,075	00:00:04	29113	
9. <a href="http://www.unece.org/trans/main/wp29/wp29regs.html">http://www.unece.org/trans/main/wp29/wp29regs.html</a>	74,748	0.37%	89,134	00:01:01	38184	
10. <a href="http://www.unece.org/cefact/locode/service/main.htm">http://www.unece.org/cefact/locode/service/main.htm</a>	64,930	0.32%	79,266	00:01:49	30952	

### 3. Most Downloaded Files of the UNECE website from January - December 2007:

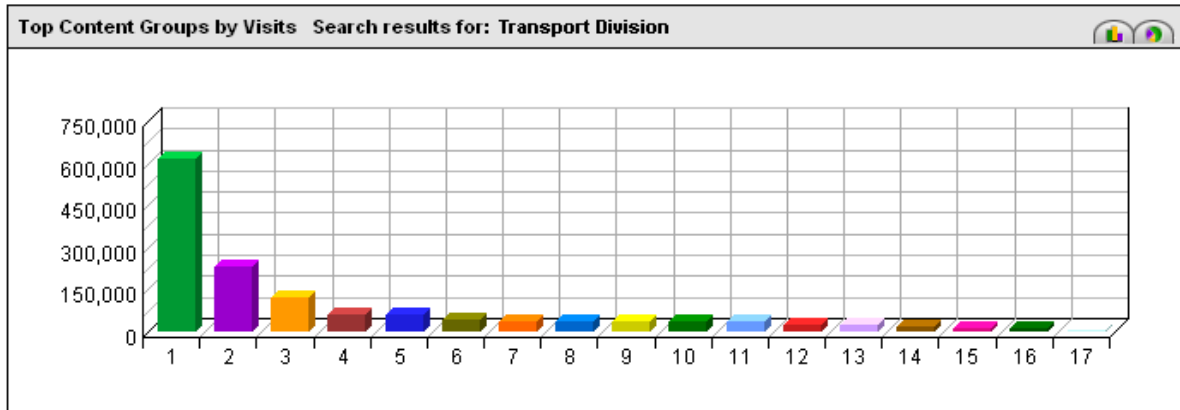
Among the 20 most popular downloads on the UNECE Website during 2007, 12 were from Transport Division. These included the **UN Model Regulations, GHS** and **ADR** from the Dangerous Goods section.



Most Downloaded Files			
Downloaded Files	Downloads	Visits	%
1. <a href="http://www.unece.org/env/pp/documents/cep43e.pdf">http://www.unece.org/env/pp/documents/cep43e.pdf</a>	13,326	11,730	0.07%
2. <a href="http://www.unece.org/cefact/locode/unlocode_manual.pdf">http://www.unece.org/cefact/locode/unlocode_manual.pdf</a>	8,720	7,537	0.04%
3. <a href="http://www.unece.org/trans/danger/publi/unrec/rev13/Spanish/00c_Recomend.pdf">http://www.unece.org/trans/danger/publi/unrec/rev13/Spanish/00c_Recomend.pdf</a>	8,585	7,425	0.04%
4. <a href="http://www.unece.org/cefact/recommendations/rec17/rec17_1982_ecetrd142.pdf">http://www.unece.org/cefact/recommendations/rec17/rec17_1982_ecetrd142.pdf</a>	7,834	7,399	0.04%
5. <a href="http://www.unece.org/cefact/recommendations/rec05/rec05_ecetrd259.pdf">http://www.unece.org/cefact/recommendations/rec05/rec05_ecetrd259.pdf</a>	8,024	7,280	0.04%
6. <a href="http://www.unece.org/trans/danger/publi/adr/adr2007/French/Partie1.pdf">http://www.unece.org/trans/danger/publi/adr/adr2007/French/Partie1.pdf</a>	8,690	7,062	0.04%
7. <a href="http://www.unece.org/trans/danger/publi/ghs/ghs_rev01/English01e_part1.pdf">http://www.unece.org/trans/danger/publi/ghs/ghs_rev01/English01e_part1.pdf</a>	7,958	6,891	0.04%
8. <a href="http://www.unece.org/trans/danger/publi/ghs/ghs_rev01/English02e_part2.pdf">http://www.unece.org/trans/danger/publi/ghs/ghs_rev01/English02e_part2.pdf</a>	7,339	6,442	0.04%
9. <a href="http://www.unece.org/trans/danger/publi/ghs/ghs_rev01/English06e_annex2.pdf">http://www.unece.org/trans/danger/publi/ghs/ghs_rev01/English06e_annex2.pdf</a>	7,639	6,286	0.04%
10. <a href="http://www.unece.org/trans/danger/publi/ghs/ghs_rev01/English03e_part3.pdf">http://www.unece.org/trans/danger/publi/ghs/ghs_rev01/English03e_part3.pdf</a>	7,004	6,155	0.04%
11. <a href="http://www.unece.org/trans/danger/publi/adr/ADRagree_e.pdf">http://www.unece.org/trans/danger/publi/adr/ADRagree_e.pdf</a>	7,839	6,061	0.04%
12. <a href="http://www.unece.org/trans/danger/publi/ghs/ghs_rev01/English05e_annex1.pdf">http://www.unece.org/trans/danger/publi/ghs/ghs_rev01/English05e_annex1.pdf</a>	7,071	5,928	0.04%
13. <a href="http://www.unece.org/commission/2005/E_ECE_1424e.pdf">http://www.unece.org/commission/2005/E_ECE_1424e.pdf</a>	6,278	5,902	0.04%
14. <a href="http://www.unece.org/stats/trend/usa.pdf">http://www.unece.org/stats/trend/usa.pdf</a>	6,438	5,900	0.04%
15. <a href="http://www.unece.org/trans/conventn/cmr_e.pdf">http://www.unece.org/trans/conventn/cmr_e.pdf</a>	7,729	5,840	0.03%
16. <a href="http://www.unece.org/cefact/recommendations/rec03/rec03_ecetrd201.pdf">http://www.unece.org/cefact/recommendations/rec03/rec03_ecetrd201.pdf</a>	6,100	5,786	0.03%
17. <a href="http://www.unece.org/trans/danger/publi/adr/adr2007/French/Partie2.pdf">http://www.unece.org/trans/danger/publi/adr/adr2007/French/Partie2.pdf</a>	7,234	5,738	0.03%
18. <a href="http://www.unece.org/trans/main/wp29/wp29wgs/wp29gen/wp29fdoc/78r1a2e.pdf">http://www.unece.org/trans/main/wp29/wp29wgs/wp29gen/wp29fdoc/78r1a2e.pdf</a>	6,292	5,666	0.03%
19. <a href="http://www.unece.org/trans/main/wp29/wp29wgs/wp29gen/wp29fdoc/ECE-TRANS-WP29-343r15efr.pdf">http://www.unece.org/trans/main/wp29/wp29wgs/wp29gen/wp29fdoc/ECE-TRANS-WP29-343r15efr.pdf</a>	7,298	5,540	0.03%
20. <a href="http://www.unece.org/commission/MDGs/MDG_Report_final.pdf">http://www.unece.org/commission/MDGs/MDG_Report_final.pdf</a>	6,154	5,488	0.03%

4. Top five **most visited sections of the Transport Division website** from January to December 2007:

The most visited section of the Transport Division website during 2007 was **Vehicle Regulations**, followed by **Border Crossing & Customs** and then **Transport of Dangerous Goods**.



**Top Content Groups** Search results for: un.

Group Name	Visits ▼	%	Hits ▼
1. un.Vehicle Regulations	618,098	43.67%	2,056,179
2. un.Border Crossing	233,499	16.50%	838,129
3. un.Dangerous Goods	119,198	8.42%	285,338
4. un.Intermodal Transport	63,023	4.45%	139,384
5. un.Traffic Safety	62,856	4.44%	135,576