



**Economic and Social
Council**

Distr.
GENERAL

TRANS/WP.29/2002/37
10 April 2002

ENGLISH
Original: ENGLISH
and FRENCH

ECONOMIC COMMISSION FOR EUROPE

INLAND TRANSPORT COMMITTEE

World Forum for Harmonization of Vehicle Regulations (WP.29)
(One-hundred-and-twenty-seventh session,
25-28 June 2002, agenda item 4.2.10.)

PROPOSAL FOR DRAFT 04 SERIES OF AMENDMENTS TO REGULATION No. 49
(Emissions of C.I., NG and P.I. (LPG) engines)

Transmitted by the Working Party on Pollution and Energy (GRPE)

Note: The text reproduced below was adopted by GRPE at its forty-third session, and is transmitted for consideration to WP.29 and to AC.1. It is based on the text of documents distributed without a symbol (informal documents Nos. 1 and 11) during the session (TRANS/WP.29/GRPE/43, paras. 11 and 14).

This document is a working document circulated for discussion and comments. The use of this document for other purposes is the entire responsibility of the user. Documents are also available via the INTERNET:
<http://www.unece.org/trans/main/welcwp29.htm>

Paragraph 2.7., amend to read:

"2.7. "gaseous pollutants" means carbon monoxide, hydrocarbons (assuming a ratio of $CH_{1.85}$ for diesel, $CH_{2.525}$ for LPG and $CH_{2.93}$ for NG (NMHC), and an assumed molecule $CH_3O_{0.5}$ for ethanol-fuelled diesel engines), methane (assuming a ratio of CH_4 for NG) and oxides of nitrogen, the last-named being expressed in nitrogen dioxide (NO_2) equivalent;

"particulate pollutants" means any material collected on a specified filter medium after diluting the exhaust with clean filtered air so that the temperature does not exceed 325 K (52°C);"

Paragraph 2.26., (French only).

Paragraph 2.28., amend to read:

"2.28. "Defeat Device" means a device which measures, senses or responds to operating variables (e.g. vehicle speed, engine speed, gear used, temperature, intake pressure or any other parameter) for the purpose of activating, modulating, delaying or deactivating the operation of any component or function of the emission control system such that the effectiveness of the emission control system is reduced under conditions encountered during normal vehicle use unless the use of such a device is substantially included in the applied emission certification test procedures."

Paragraphs 2.28.1. and 2.28.2., should be deleted.

Insert new paragraphs 2.29. and 2.30., to read:

"2.29. "Auxiliary control device" means a system, function or control strategy installed to an engine or on a vehicle, that is used to protect the engine and/or its ancillary equipment against operating conditions that could result in damage or failure, or is used to facilitate engine starting. An auxiliary control device may also be a strategy or measure that has been satisfactorily demonstrated not to be a defeat device.

2.30. "Irrational emission control strategy" means any strategy or measure that, when the vehicle is operated under normal conditions of use, reduces the effectiveness of the emission control system to a level below that expected on the applicable emission test procedures."

Paragraphs 2.29. and 2.29.1., renumber as paragraphs 2.31. and 2.31.1.

Paragraph 2.29.2., renumber as paragraph 2.31.2., and amend to read:

"2.31.2. Symbols for the Chemical Components

CH_4	Methane
C_2H_6	Ethane
C_2H_5OH	Ethanol
C_3H_8	Propane
CO	Carbon monoxide
DOP	Di-octylphthalate
CO_2	Carbon dioxide
HC	Hydrocarbons
NMHC	Non-methane hydrocarbons
NOx	Oxides of nitrogen
NO	Nitric oxide

NO₂ Nitrogen dioxide
PT Particulates"

Paragraph 2.29.3., renumber as paragraph 2.31.3.

Paragraphs 4.1.1. and 4.1.2., amend to read:

- "4.1.1. In the case of diesel fuel: if pursuant to paragraphs 3.1., 3.2. or 3.3. of this Regulation, the engine or vehicle meets the requirements of paragraphs 5, 6 and 7 below on the reference fuel specified in annex 5 of this Regulation, approval of that type of engine or vehicle must be granted.
- 4.1.2. In the case of natural gas the parent engine should demonstrate its capability to adapt to any fuel composition that may occur across the market. In the case of natural gas there are generally two types of fuel, high calorific fuel (H-gas) and low calorific fuel (L-gas), but with a significant spread within both ranges; they differ significantly in their energy content expressed by the Wobbe Index and in their λ -shift factor (S_λ). The formulae for the calculation of the Wobbe index and S_λ are given in paragraphs 2.25. and 2.26. Natural gases with a λ -shift factor between 0.89 and 1.08 ($0.89 \leq S_\lambda \leq 1.08$) are considered to belong to H-range, while natural gases with a λ -shift factor between 1.08 and 1.19 ($1.08 \leq S_\lambda \leq 1.19$) are considered to belong to L-range. The composition of the reference fuels reflects the extreme variations of S_λ .

The parent engine must meet the requirements of this Regulation on the reference fuels GR (fuel 1) and G25 (fuel 2), as specified in annex 6, without any readjustment to the fuelling between the two tests. However, one adaptation run over one ETC cycle without measurement is permitted after the change of the fuel. Before testing, the parent engine must be run-in using the procedure given in paragraph 3 of appendix 2 to annex 4."

Insert new paragraph 4.1.2.1., to read:

- "4.1.2.1. On the manufacturer's request the engine may be tested on a third fuel (fuel 3) if the λ -shift factor (S_λ) lies between 0.89 (i.e. the lower range of GR) and 1.19 (i.e. the upper range of G25), for example when fuel 3 is a market fuel. The results of this test may be used as a basis for the evaluation of the conformity of production."

Paragraphs 4.1.3. and 4.1.3.1., amend to read:

- "4.1.3. In the case of an engine fuelled with natural gas which is self-adaptive for the range of H-gases on the one hand and the range of L-gases on the other hand, and which switches between the H-range and the L-range by means of a switch, the parent engine must be tested on the relevant reference fuel as specified in annex 6 for each range, at each position of the switch. The fuels are GR (fuel 1) and G23 (fuel 3) for the H-range of gases and G25 (fuel 2) and G23 (fuel 3) for the L-range of gases. The parent engine must meet the requirements of this Regulation at both positions of the switch without any readjustment to the fuelling between the two tests at each position of the switch. However, one adaptation run over one ETC cycle without measurement is permitted after the change of the fuel. Before testing the parent engine must be run-in using the procedure given in paragraph 3 of appendix 2 to annex 4.

4.1.3.1. On the manufacturer's request the engine may be tested on a third fuel instead of G23 (fuel 3) if the λ -shift factor (S_λ) lies between 0.89 (i.e. the lower range of GR) and 1.19 (i.e. the upper range of G25), for example when fuel 3 is a market fuel. The results of this test may be used as a basis for the evaluation of the conformity of the production."

Paragraph 4.1.3.2., renumber as paragraph 4.1.4., and amend to read:

"4.1.4. In the case of natural gas engines, the ratio of emission results "r" shall be determined...."

Paragraph 4.1.4. (former), renumber as paragraph 4.1.5.

Paragraph 4.1.4.1., renumber as paragraph 4.1.5.1., and amend to read:

"4.1.5.1. The ratio of emission results "r" must be determined for each pollutant as follows:

$$r = \frac{\text{emission result on reference fuel B}}{\text{emission result on reference fuel A}}$$

"

Paragraphs 4.2. to 4.2.1.1., amend to read:

"4.2. Granting of a fuel range restricted approval

Fuel range restricted approval is granted subject to the following requirements:

4.2.1. Exhaust emissions approval of an engine running on natural gas and laid out for operation on either the range of H-gases or on the range of L-gases.

The parent engine must be tested on the relevant reference fuel as specified in annex 6 for the relevant range. The fuels are GR (fuel 1) and G23 (fuel 3) for the H-range of gases and G25 (fuel 2) and G23 (fuel 3) for the L-range of gases. The parent engine must meet the requirements of this Regulation without any readjustment to the fuelling between the two tests. However, one adaptation run over one ETC cycle without measurement is permitted after the change of the fuel. Before testing the parent engine must be run-in using the procedure defined in paragraph 3 of appendix 2 to annex 4.

4.2.1.1. On the manufacturer's request the engine may be tested on a third fuel instead of G23 (fuel 3) if the λ -shift factor (S_λ) lies between 0.89 (i.e. the lower range of GR) and 1.19 (i.e. the upper range of G25), for example when fuel 3 is a market fuel. The results of this test may be used as a basis for the evaluation of the conformity of the production."

Paragraphs 4.2.2.1. to 4.2.2.3., amend to read:

"4.2.2.1. The parent engine must meet the emission requirements on the reference fuels GR and G25 in the case of natural gas, or the reference fuels A and B in the case of LPG, as specified in annex 7.

Between the tests fine-tuning of the fuelling system is allowed. This fine-tuning will consist of a recalibration of the fuelling database, without any alteration to either the basic control strategy or the basic structure of the database. If necessary the exchange of parts that are directly related to the amount of fuel flow (such as injector nozzles) is allowed.

- 4.2.2.2. On the manufacturer's request the engine may be tested on the reference fuels GR and G23, or on the reference fuels G25 and G23, in which case the approval is only valid for the H-range or the L-range of gases respectively.
- 4.2.2.3. Upon delivery to the customer the engine must bear a label (see paragraph 4.11.) stating for which fuel composition the engine has been calibrated."

Paragraph 4.4., amend to read:

- "4.4. An approval number shall be assigned to each type approved. Its first two digits (at present 04, corresponding to 04 series of amendments) shall indicate the series"

Paragraphs 5.1. and 5.1.1., amend to read:

- "5.1. General
- 5.1.1. Emission control equipment"

Insert new paragraphs 5.1.1.1. to 5.1.4.2., to read:

- "5.1.1.1. The components liable to affect the emission of gaseous and particulate pollutants from diesel engines and the emission of gaseous pollutants from gas engines shall be so designed, constructed, assembled and installed as to enable the engine, in normal use, to comply with the provisions of this Regulation.
- 5.1.2. Functions of emission control equipment
- 5.1.2.1. The use of a defeat device and/or an irrational emission control strategy is forbidden.
- 5.1.2.2. An auxiliary control device may be installed to an engine, or on a vehicle, provided that the device:
 - 5.1.2.2.1. operates only outside the conditions specified in paragraph 5.1.2.4., or
 - 5.1.2.2.2. is activated only temporarily under the conditions specified in paragraph 5.1.2.4. for such purposes as engine damage protection, air-handling device protection, smoke management, cold start or warming-up, or
 - 5.1.2.2.3. is activated only by on-board signals for purposes such as operational safety and limp-home strategies;
- 5.1.2.3. An engine control device, function, system or measure that operates during the conditions specified in paragraph 5.1.2.4 and which results in the use of a different or modified engine control strategy to that normally employed during the applicable emission test cycles will be permitted if, in complying with the

requirements of paragraphs 5.1.3. and/or 5.1.4., it is fully demonstrated that the measure does not reduce the effectiveness of the emission control system. In all other cases, such devices shall be considered to be a defeat device.

5.1.2.4. For the purposes of paragraph 5.1.2.2., the defined conditions of use under steady state and transient conditions are:

- (i) an altitude not exceeding 1,000 metres (or equivalent atmospheric pressure of 90 kPa),
- (ii) an ambient temperature within the range 283 to 303 K (10 to 30°C),
- (iii) engine coolant temperature within the range 343 to 368 K (70 to 95°C).

5.1.3. Special requirements for electronic emission control systems

5.1.3.1. Documentation requirements

The manufacturer shall provide a documentation package that gives access to the basic design of the system and the means by which it controls its output variables, whether that control is direct or indirect.

The documentation shall be made available in two parts:

- (a) The formal documentation package, which shall be supplied to the technical service at the time of submission of the type-approval application, shall include a full description of the system. This documentation may be brief, provided that it exhibits evidence that all outputs permitted by a matrix obtained from the range of control of the individual unit inputs have been identified. This information shall be attached to the documentation required in paragraph 3 of this Regulation.
- (b) Additional material that shows the parameters that are modified by any auxiliary control device and the boundary conditions under which the device operates. The additional material shall include a description of the fuel system control logic, timing strategies and switch points during all modes of operation.

The additional material shall also contain a justification for the use of any auxiliary control device and include additional material and test data to demonstrate the effect on exhaust emissions of any auxiliary control device installed to the engine or on the vehicle.

This additional material shall remain strictly confidential and be retained by the manufacturer, but be made open for inspection at the time of type-approval or at any time during the validity of the type-approval.

5.1.4. To verify whether any strategy or measure should be considered a defeat device or an irrational emission control strategy according to the definitions given in paragraphs 2.28. and 2.30., the type-approval authority and/or the technical service

may additionally request a NO_x screening test using the ETC which may be carried out in combination with either the type-approval test or the procedures for checking the conformity of production.

- 5.1.4.1. As an alternative to the requirements of appendix 4 to annex 4 to this Regulation, the emissions of NO_x during the ETC screening test may be sampled using the raw exhaust gas and the technical prescriptions of ISO FDIS 16183, dated 15 September 2001, shall be followed.
- 5.1.4.2. In verifying whether any strategy or measure should be considered a defeat device or an irrational emission control strategy according to the definitions given in paragraphs 2.28. and 2.30., an additional margin of 10 per cent, related to the appropriate NO_x limit value, shall be accepted."

Paragraphs 8.3.2.4. and 8.3.2.5., amend to read:

- "8.3.2.4. For NG fuelled engines, all these tests may be conducted with commercial fuel in the following way:
- (i) for H marked engines with a commercial fuel within the H range ($0.89 \leq S_{\lambda} \leq 1.00$);
 - (ii) for L marked engines with a commercial fuel within the L range ($1.00 \leq S_{\lambda} \leq 1.19$);
 - (iii) for HL marked engines with a commercial fuel within the extreme range of the 8-shift factor ($0.89 \leq S_{\lambda} \leq 1.19$).

However, at the manufacturer's request, the reference fuels described in annex 6 may be used. This implies tests, as described in paragraph 4. of this Regulation.

- 8.3.2.5. In the case of dispute caused by the non-compliance of gas fuelled engines when using a commercial fuel, the tests must be performed with a reference fuel on which the parent engine has been tested, or with the possible additional fuel 3 as referred to in paragraphs 4.1.3.1. and 4.2.1.1., on which the parent engine may have been tested. Then, the result has to be converted by a calculation applying the relevant factor(s) "r", "ra" or "rb" as described in paragraphs 4.1.3.2., 4.1.5.1. and 4.2.1.2. If r, ra or rb are less than 1 no correction must take place. The measured results and the calculated results must demonstrate that the engine meets the limit values with all relevant fuels (fuels 1, 2 and, if applicable, fuel 3 in the case of natural gas engines and fuels A and B in the case of LPG engines)."

Paragraphs 12 to 12.4.1., amend to read:

"12. TRANSITIONAL PROVISIONS

Amend these provisions to read:

12.1. General

12.1.1. As from the official date of entry into force of the 04 series of amendments, no Contracting Party applying this Regulation

must refuse to grant ECE approval under this Regulation as amended by the 04 series of amendments.

- 12.1.2. As from the date of entry into force of the 04 series of amendments, Contracting Parties applying this Regulation must grant ECE approvals only if the engine meets the requirements of this Regulation as amended by the 04 series of amendments.

The engine must be subject to the relevant tests set out in paragraph 5.2. to this Regulation and must, in accordance with paragraphs 12.2.1., 12.2.2. and 12.2.3. below, satisfy the relevant emission limits detailed in paragraph 5.2.1. of this Regulation.

12.2. New type approvals

- 12.2.1. Subject to the provisions of paragraph 12.4.1., Contracting Parties applying this Regulation must, from the date of entry into force of the 04 series of amendments to this Regulation, grant an ECE approval to an engine only if that engine satisfies the relevant emission limits of Rows A, B1, B2 or C in the tables to paragraph 5.2.1. of this Regulation.

- 12.2.2. Subject to the provisions of paragraph 12.4.1., Contracting Parties applying this Regulation must, from 1 October 2005, grant an ECE approval to an engine only if that engine satisfies the relevant emission limits of Rows B1, B2 or C in the tables to paragraph 5.2.1. of this Regulation.

- 12.2.3. Subject to the provisions of paragraph 12.4.1., Contracting Parties applying this Regulation must, from 1 October 2008, grant an ECE approval to an engine only if that engine satisfies the relevant emission limits of Rows B2 or C in the tables to paragraph 5.2.1. of this Regulation.

12.3. Limit of validity of old type approvals

- 12.3.1. With the exception of the provisions of paragraphs 12.3.2. and 12.3.3., as from the official date of entry into force of the 04 series of amendments, type approvals granted to this Regulation as amended by the 03 series of amendments must cease to be valid, unless the Contracting Party which granted the approval notifies the other Contracting Parties applying this Regulation that the engine type approved meets the requirements of this Regulation as amended by the 04 series of amendments, in accordance with paragraph 12.2.1. above.

12.3.2. Extension of type-approval

- 12.3.2.1. Paragraphs 12.3.2.2 and 12.3.2.3 below shall only be applicable to new compression-ignition engines and new vehicles propelled by a compression-ignition engine that have been approved to the requirements of row A of the tables in paragraph 5.2.1. of this Regulation.

- 12.3.2.2. As an alternative to paragraphs 5.1.3. and 5.1.4., the manufacturer may present to the technical service the results of a NO_x screening test using the ETC on the engine conforming to the characteristics of the parent engine described in annex 1, and taking into account the provisions of paragraphs 5.1.4.1

and 5.1.4.2. The manufacturer shall also provide a written statement that the engine does not employ any defeat device or irrational emission control strategy as defined in paragraph 2 of this Regulation.

12.3.2.3. The manufacturer shall also provide a written statement that the results of the NO_x screening test and the declaration for the parent engine, as referred to in paragraph 5.1.4., are also applicable to all engine types within the engine family described in annex 1.

12.3.3. Gas engines

As from the 1 October 2003, type approvals granted to gas engines to this Regulation as amended by the 03 series of amendments must cease to be valid, unless the Contracting Party which granted the approval notifies the other Contracting Parties applying this Regulation that the engine type approved meets the requirements of this Regulation as amended by the 04 series of amendments, in accordance with paragraph 12.2.1. above.

12.3.4. As from 1 October 2006, type approvals granted to this Regulation as amended by the 04 series of amendments must cease to be valid, unless the Contracting Party which granted the approval notifies the other Contracting Parties applying this Regulation that the engine type approved meets the requirements of this Regulation as amended by the 04 series of amendments, in accordance with paragraph 12.2.2. above.

12.3.5. As from 1 October 2009, type approvals granted to this Regulation as amended by the 04 series of amendments must cease to be valid, unless the Contracting Party which granted the approval notifies the other Contracting Parties applying this Regulation that the engine type approved meets the requirements of this Regulation as amended by the 04 series of amendments, in accordance with paragraph 12.2.3. above.

12.4. Replacement parts for vehicles in use

12.4.1. Contracting Parties applying this Regulation may continue to grant approvals to those engines which comply with the requirements of this Regulation as amended by any previous series of amendments, or to any level of the Regulation as amended by the 04 series of amendments, provided that the engine is intended as a replacement for a vehicle in-use and for which that earlier standard was applicable at the date of that vehicle's entry into service."

Annex 1, item 1.14, amend to read:

"1.14. Fuel: Diesel/LPG/NG-H/NG-L/NG-HL/Ethanol⁽²⁾"

Annex 1 - Appendix 3, item 1.14, amend to read:

"1.14. Fuel: Diesel/LPG/NG-H/NG-L/NG-HL/Ethanol⁽²⁾"

Annex 2A, item 10, amend to read:

"10. Emission levels of the engine/parent engine

- 10.1. ESC-test (if applicable):
 - CO: g/kWh
 - THC: g/kWh
 - NO_x: g/kWh
 - PT: g/kWh
- 10.2. ELR-test (if applicable):
 - Smoke value:m⁻¹
- 10.3. ETC-test (if applicable):
 - CO: g/kWh
 - THC: g/kWh
 - NMHC: g/kWh
 - CH₄: g/kWh
 - NO_x: g/kWh
 - PT: g/kWh"

Annex 2B, item 9., amend to read:

- "9. Emission levels of the engine/parent engine
 - 9.1. ESC-test (if applicable):
 - CO: g/kWh
 - THC: g/kWh
 - NO_x: g/kWh
 - PT: g/kWh
 - 9.2. ELR-test (if applicable):
 - Smoke value:m⁻¹
 - 9.3. ETC-test (if applicable):
 - CO: g/kWh
 - THC: g/kWh
 - NMHC: g/kWh
 - CH₄: g/kWh
 - NO_x: g/kWh
 - PT: g/kWh"

Annex 3, amend to read:

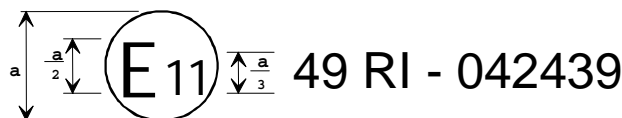
"Annex 3

ARRANGEMENTS OF APPROVAL MARKS
(See paragraph 4.6. of this Regulation)

- I. APPROVAL "I" (Row A).
(See paragraph 4.6.3. of this Regulation)

Model A

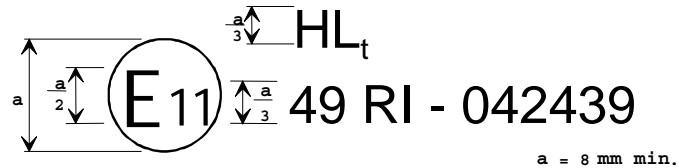
Engines approved to Row A emission limits and operating on diesel or liquefied petroleum gas (LPG) fuel.



a = 8 mm min.

Model B

Engines approved to Row A emission limits and operating on natural gas (NG) fuel. The suffix after the national symbol indicates the fuel qualification determined in accordance with paragraph 4.6.3.1. of this Regulation.



The above approval marks affixed to an engine/vehicle show that the engine/vehicle type concerned has been approved in the United Kingdom (E11) pursuant to Regulation No. 49 and under approval number 042439. This approval indicates that the approval was given in accordance with the requirements of Regulation No. 49 with the 04 series of amendments incorporated and satisfying the relevant limits detailed in paragraph 5.2.1. of this Regulation.

- II. APPROVAL "II" (Row B1).
(See paragraph 4.6.3. of this Regulation)

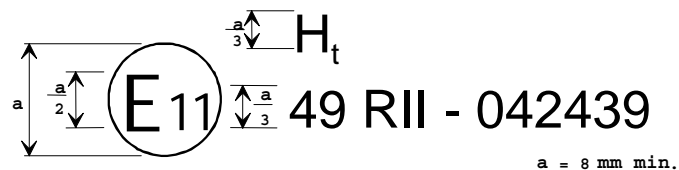
Model C

Engines approved to Row B1 emission limits and operating on diesel or liquefied petroleum gas (LPG) fuel.



Model D

Engines approved to Row B1 emission limits and operating on natural gas (NG) fuel. The suffix after the national symbol indicates the fuel qualification determined in accordance with paragraph 4.6.3.1. of this Regulation.



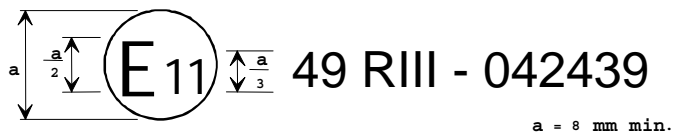
The above approval mark affixed to an engine/vehicle shows that the engine/vehicle type concerned has been approved in the United Kingdom

(E11) pursuant to Regulation No. 49 and under approval number 042439. This approval indicates that the approval was given in accordance with the requirements of Regulation No. 49 with the 04 series of amendments incorporated and satisfying the relevant limits detailed in paragraph 5.2.1. of this Regulation.

- III. APPROVAL "III" (Row B2).
(See paragraph 4.6.3. of this Regulation)

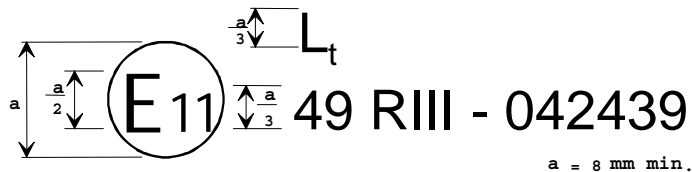
Model E

Engines approved to Row B2 emission limits and operating on diesel or liquefied petroleum gas (LPG) fuel.



Model F

Engines approved to Row B2 emission limits and operating on natural gas (NG) fuel. The suffix after the national symbol indicates the fuel qualification determined in accordance with paragraph 4.6.3.1. of this Regulation.

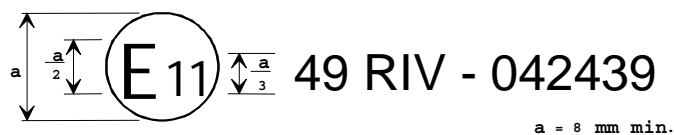


The above approval mark affixed to an engine/vehicle shows that the engine/vehicle type concerned has been approved in the United Kingdom (E11) pursuant to Regulation No. 49 and under approval number 042439. This approval indicates that the approval was given in accordance with the requirements of Regulation No. 49 with the 04 series of amendments incorporated and satisfying the relevant limits detailed in paragraph 5.2.1. of this Regulation.

- IV. APPROVAL "IV" (Row C).
(See paragraph 4.6.3. of this Regulation)

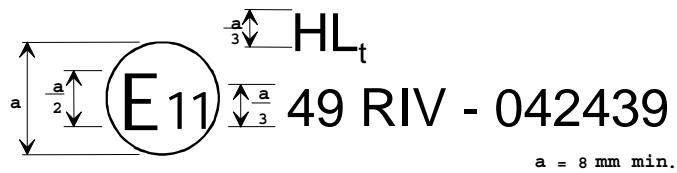
Model G

Engines approved to Row C emission limits and operating on diesel or liquefied petroleum gas (LPG) fuel.



Model H

Engines approved to Row C emission limits and operating on natural gas (NG) fuel. The suffix after the national symbol indicates the fuel qualification determined in accordance with paragraph 4.6.3.1. of this Regulation.



The above approval mark affixed to an engine/vehicle shows that the engine/vehicle type concerned has been approved in the United Kingdom (E11) pursuant to Regulation No. 49 and under approval number 042439. This approval indicates that the approval was given in accordance with the requirements of Regulation No. 49 with the 04 series of amendments incorporated and satisfying the relevant limits detailed in paragraph 5.2.1. of this Regulation.

- V. ENGINE/VEHICLE APPROVED TO ONE OR MORE REGULATIONS
(See paragraph 4.7. of this Regulation)

Model I



The above approval mark affixed to an engine/vehicle shows that the engine/vehicle type concerned has been approved in the United Kingdom (E11) pursuant to Regulation No. 49 (emission level IV) and Regulation No. 24 ^{1/}. The first two digits of the approval numbers indicate that, at the dates when the respective approvals were given, Regulation No. 49 included the 04 series of amendments, and Regulation No. 24 the 03 series of amendments.

^{1/} The second Regulation number is given merely as an example.

Annex 4 - Appendix 2, paragraph 3.9.3, table 6, amend to read

"Table 6: Regression line tolerances

	Speed	Torque	Power
Standard error of estimate (SE) of Y on X	max 100 min ⁻¹	max 13 % (15 %) of power map maximum engine torque	max 8% (15 %) of power map maximum engine power
Slope of the regression line, m	0.95 to 1.03	0.83 - 1.03	0.89 - 1.03 (0.83 - 1.03)
Coefficient of determination, r ²	min 0.9700 (min 0.9500)	min 0.8800 (min 0.7500)	min 0.9100 (min 0.7500)
Y intercept of the regression line, b	± 50 min ⁻¹	± 20 Nm or ± 2 % (± 20 Nm or ± 3 %) of max torque whichever is greater	± 4 kW or ± 2 % (± 4 Kw or ± 3 %) of max power whichever is greater

The figures shown in brackets may be used for the type-approval testing of gas engines until 1 October 2005."

Annex 5,

Insert a new paragraph 2., to read:

"2. ETHANOL FOR DIESEL ENGINES ⁽¹⁾

Parameter	Unit	Limits ⁽²⁾		Test Method ⁽³⁾
		Minimum	Maximum	
Alcohol, mass	% m/m	92.4	-	ASTM D 5501
Other alcohol than ethanol contained in total alcohol, mass	% m/m	-	2	ASTM D 5501
Density at 15°C	kg/m ³	795	815	ASTM D 4052
Ash content	% m/m		0.001	ISO 6245
Flash point	°C	10		ISO 2719
Acidity, calculated as acetic acid	% m/m	-	0.0025	ISO 1388-2
Neutralisation (strong acid) number	KOH mg/l	-	1	
Colour	According to scale	-	10	ASTM D 1209
Dry residue at 100°C	mg/kg		15	ISO 759
Water content	% m/m		6.5	ISO 760
Aldehydes calculated as acetic acid	% m/m		0.0025	ISO 1388-4
Sulphur content	mg/kg	-	10	ASTM D 5453
Esters, calculated as ethylacetate	% m/m	-	0.1	ASTM D 1617

(1) Cetane improver, as specified by the engine manufacturer, may be added to the ethanol fuel. The maximum allowed amount is 10 % m/m.

(2) The values quoted in the specification are "true values". In establishment of their limit values the terms of ISO 4259, *Petroleum products - Determination and application of precision data in relation to methods of test*, have been applied and in fixing a minimum value, a minimum difference of 2R above zero has been taken into account; in fixing a maximum and minimum value, the minimum

difference is 4R (R - reproducibility). Notwithstanding this measure, which is necessary for statistical reasons, the manufacturer of a fuel should nevertheless aim at a zero value where the stipulated maximum value is 2R and at the mean value in the case of quotations of maximum and minimum limits. Should it be necessary to clarify the question as to whether a fuel meets the requirements of the specification, the terms of ISO 4259 should be applied.

- (3) Equivalent ISO methods will be adopted when issued for all properties listed above."

Annex 6, amend to read:

"Annex 6

TECHNICAL CHARACTERISTICS OF REFERENCE N.G. FUEL PRESCRIBED
FOR APPROVAL TESTS AND TO VERIFY CONFORMITY OF PRODUCTION

Type: NATURAL GAS (NG)

European market fuels are available in two ranges:

- the H range, whose extreme reference fuels are GR and G23;
- the L range, whose extreme reference fuels are G23 and G25.

The characteristics of GR, G23 and G25 reference fuels are summarised below:

Reference fuel GR

Characteristics	Units	Basis	Limits		Test Method
			Min.	Max.	
<u>Composition:</u>					
Methane	% mole	87	84	89	
Ethane	% mole	13	11	15	
Balance (*)	% mole	-	-	1	ISO 6974
Sulphur content	mg/m ³ (**)	-	-	10	ISO 6326-5

(*) Inerts +C₂₊

(**) Value to be determined at standard conditions (293.2 K (20°C) and 101.3 kPa)

Reference fuel G23

Characteristics	Units	Basis	Limits		Test Method
			Min.	Max.	
<u>Composition:</u>					
Methane	% mole	92.5	91.5	93.5	
Balance (*)	% mole	-	-	1	ISO 6974
N ₂	% mole	7.5	6.5	8.5	
Sulphur content	mg/m ³ (**)	-	-	10	ISO 6326-5

(*) Inerts (different from N₂) +C₂/C₂₊

(**) Value to be determined at standard conditions (293.2 K (20°C) and 101.3 kPa).

Reference fuel G25

Characteristics	Units	Basis	Limits		Test Method
			Min	Max.	
<u>Composition:</u>					
Methane	% mole	86	84	88	
Balance (*)	% mole	-	-	1	ISO 6974
N ₂	% mole	14	12	16	
Sulphur content	mg/m ³ (**)	-	-	10	ISO 6326-5

(*) Inerts (different from N₂) +C₂/C₂₊

(**) Value to be determined at standard conditions (293.2 K (20°C) and 101.3 kPa).

"

Annex 7, amend to read:

"Annex 7

Type: LIQUEFIED PETROLEUM GAS (LPG)

Parameter	Unit	Limits Fuel A		Limits Fuel B		Test Method
		Minimum	Maximum	Minimum	Maximum	
Motor Octane Number		92.5 ⁽¹⁾		92.5		EN 589 Annex B
<u>Composition:</u>						
C3 content	% vol	48	52	83	87	
C4 content	% vol	48	52	13	17	ISO 7941
Olefins	% vol		12		14	
Evaporation Residue	mg/kg		50		50	NFM 41015
Total sulphur content	ppm mass ⁽¹⁾		50		50	EN 24260
Hydrogen sulphide	---		None		None	ISO 8819
Copper strip corrosion	rating		class 1		class 1	ISO 6251 ⁽²⁾
Water at 0°C			free		free	visual inspection

(1) Value to be determined at standard conditions 293.2 K (20 °C) and 101.3 kPa.

(2) This method may not accurately determine the presence of corrosive materials if the sample contains corrosion inhibitors or other chemicals, which diminish the corrosivity of the sample to the copper strip. Therefore, the addition of such compounds for the sole purpose of biasing the test method is prohibited.

"

Annex 8,

Paragraph 4.2., example 2, amend the title line to read:

"Example 2: GR: CH₄ = 87 %, C₂H₆ = 13 % (by vol)"

Add a new annex 9, to read:

"Annex 9

SPECIFIC TECHNICAL REQUIREMENTS RELATING TO
ETHANOL-FUELLED DIESEL ENGINES

In the case of ethanol-fuelled diesel engines, the following specific modifications to the appropriate paragraphs, equations and factors will apply to the test procedures defined in annex 4 to this Regulation.

In annex 4, appendix 1

4.2. Dry/wet correction

$$F_{FH} = \frac{1.877}{\left(1 + 2.577x \frac{G_{FUEL}}{G_{AIRW}}\right)}$$

4.3. NO_x correction for humidity and temperature

$$K_{H,D} = \frac{1}{1 + A * (H_a - 10.71) + B * (T_a - 298)}$$

with:

$$A = 0.181 \frac{G_{FUEL}}{G_{AIRD}} - 0.0266$$

$$B = - 0.123 \frac{G_{FUEL}}{G_{AIRD}} + 0.00954$$

T_a = temperature of the air, K

H_a = humidity of the intake air, g water per kg dry air

4.4. Calculation of the emission mass flow rates

The emission mass flow rates (g/h) for each mode shall be calculated as follows, assuming the exhaust gas density to be 1.272 kg/m³ at 273 K (0°C) and 101.3 kPa:

$$(1) \text{ NO}_{x \text{ mass}} = 0.001613 * \text{NO}_{x \text{ conc}} * K_{H,D} * G_{EXHW}$$

$$(2) \text{ CO}_{\text{mass}} = 0.000982 * \text{CO}_{\text{conc}} * G_{EXHW}$$

$$(3) \text{ HC}_{\text{mass}} = 0.000809 * \text{HC}_{\text{conc}} * K_{H,D} * G_{EXHW}$$

where NO_{x conc}, CO_{conc}, HC_{conc} 1/ are the average concentrations (ppm) in the raw exhaust gas, as determined in paragraph 4.1.

1/ Based on C1 equivalent.

If, optionally, the gaseous emissions are determined with a full flow dilution system, the following formulae must be applied:

$$(1) \text{ NO}_x \text{ mass} = 0.001587 * \text{ NO}_x \text{ conc} * K_{H,D} * G_{\text{TOTW}}$$

$$(2) \text{ CO}_{\text{mass}} = 0.000966 * \text{ CO}_{\text{conc}} * G_{\text{TOTW}}$$

$$(3) \text{ HC}_{\text{mass}} = 0.000795 * \text{ HC}_{\text{conc}} * G_{\text{TOTW}}$$

where $\text{NO}_x \text{ conc}$, CO_{conc} , HC_{conc} ^{1/} are the average background corrected concentrations (ppm) of each mode in the diluted exhaust gas, as determined in annex 4, appendix 2, paragraph 4.3.1.1.

In annex 4, appendix 2

Paragraphs 3.1., 3.4., 3.8.3. and 5. of appendix 2 do not apply solely to diesel engines. They also apply to ethanol-fuelled diesel engines.

4.2. The conditions for the test should be arranged so that the air temperature and the humidity measured at the engine intake is set to standard conditions during the test run. The standard should be 6 " 0.5 g water per kg dry air at a temperature interval of 298 " 3 K. Within these limits no further NO_x correction should be made. The test is void if these conditions are not met.

4.3. Calculation of the emission mass flow

4.3.1. Systems with constant mass flow

For systems with heat exchanger, the mass of the pollutants (g/test) must be determined from the following equations:

$$(1) \text{ NO}_x \text{ mass} = 0.001587 * \text{ NO}_x \text{ conc} * K_{H,D} * M_{\text{TOTW}} \text{ (ethanol fuelled engines)}$$

$$(2) \text{ CO}_{\text{mass}} = 0.000966 * \text{ CO}_{\text{conc}} * M_{\text{TOTW}} \text{ (ethanol fuelled engines)}$$

$$(3) \text{ HC}_{\text{mass}} = 0.000794 * \text{ HC}_{\text{conc}} * M_{\text{TOTW}}' \text{ (ethanol fuelled engines)}$$

where:

$\text{NO}_x \text{ conc}$, CO_{conc} , HC_{conc} ^{1/}, $\text{NMHC}_{\text{conc}}$ = average background corrected concentrations over the cycle from integration (mandatory for NO_x and HC) or bag measurement, ppm.

M_{TOTW} = total mass of diluted exhaust gas over the cycle as determined in paragraph 4.1., kg.

4.3.1.1. Determination of the background corrected concentrations

The average background concentration of the gaseous pollutants in the dilution air must be subtracted from measured concentrations to get the net concentrations of the pollutants. The average values of the background concentrations can be determined by the sample bag method or by continuous measurement with integration. The following formula must be used.

$$\text{conc} = \text{conc}_e - \text{conc}_d * (1 - (1/\text{DF}))$$

^{1/} Based on C1 equivalent.

where:

conc = concentration of the respective pollutant in the diluted exhaust gas, corrected by the amount of the respective pollutant contained in the dilution air, ppm

conc_e = concentration of the respective pollutant measured in the diluted exhaust gas, ppm

conc_d = concentration of the respective pollutant measured in the dilution air, ppm

DF = dilution factor

The dilution factor must be calculated as follows:

$$DF = \frac{F_S}{CO_{2, \text{conce}} + (HC_{\text{conce}} + CO_{\text{conce}}) * 10^{-4}}$$

where:

CO_{2, conce} = concentration of CO₂ in the diluted exhaust gas, % vol
 HC_{conce} = concentration of HC in the diluted exhaust gas, ppm C1
 CO_{conce} = concentration of CO in the diluted exhaust gas, ppm
 F_S = stoichiometric factor

Concentrations measured on dry basis must be converted to a wet basis in accordance with annex 4, appendix 1, paragraph 4.2.

The stoichiometric factor must, for the general fuel composition CH_αO_βN_γ, be calculated as follows:

$$F_S = 100 * \frac{1}{1 + \frac{\alpha}{2} + 3.76 * \left(1 + \frac{\alpha}{4} - \frac{\beta}{2}\right) + \frac{\gamma}{2}}$$

Alternatively, if the fuel composition is not known, the following stoichiometric factors may be used:

F_S (ethanol) = 12.3

4.3.2. Systems with flow compensation

For systems without heat exchanger, the mass of the pollutants (g/test) must be determined by calculating the instantaneous mass emissions and integrating the instantaneous values over the cycle. Also, the background correction must be applied directly to the instantaneous concentration value. The following formulae must be applied:

(1) NO_{x mass} =

$$\sum_{i=1}^n (M_{TOTW, i} * NO_{x \text{ conce}, i} * 0.001587) - (M_{TOTW} * NO_{x \text{ concd}} * (1 - 1/DF) * 0.001587)$$

$$(2) \text{ CO}_{\text{mass}} =$$

$$\sum_{i=1}^n (M_{\text{TOTW},i} * \text{CO}_{\text{conce},i} * 0.000966) - (M_{\text{TOTW}} * \text{CO}_{\text{concd}} * (1 - 1/\text{DF}) * 0.000966)$$

$$(3) \text{ HC}_{\text{mass}} =$$

$$\sum_{i=1}^n (M_{\text{TOTW},i} * \text{HC}_{\text{conce},i} * 0.000479) - (M_{\text{TOTW}} * \text{HC}_{\text{concd}} * (1 - 1/\text{DF}) * 0.000479)$$

where:

conc_e = concentration of the respective pollutant measured in the diluted exhaust gas, ppm

conc_a = concentration of the respective pollutant measured in the dilution air, ppm

M_{TOTW,i} = instantaneous mass of the diluted exhaust gas (see paragraph 4.1.), kg

M_{TOTW} = total mass of diluted exhaust gas over the cycle (see paragraph 4.1.), kg

DF = dilution factor as determined in paragraph 4.3.1.1.

4.4. Calculation of the specific emissions

The emissions (g/kWh) must be calculated for all individual components in the following way:

$$\overline{\text{NO}}_x = \text{NO}_{x \text{ mass}} / \overline{W}_{\text{act}}$$

$$\overline{\text{CO}} = \text{CO}_{\text{mass}} / \overline{W}_{\text{act}}$$

$$\overline{\text{HC}} = \text{HC}_{\text{mass}} / \overline{W}_{\text{act}}$$

where:

W_{act} = actual cycle work as determined in paragraph 3.9.2., kWh

_____ "