



Economic Commission for Europe**Administrative Committee for the TIR Convention, 1975****Seventy-second session**

Geneva, 6 February 2020

Item 4 (a) (i) of the provisional agenda

Activities and administration of the TIR Executive Board:**Activities of the TIR Executive Board:****Report by the Chair of the TIR Executive Board****Prices of TIR Carnets*****Note by the secretariat****I. Background**

1. Since the entry into force, on 1 January 2012, of the amendments to Annex 9, Part I of the TIR Convention, 1975, one of the obligations of national associations is to provide the TIR Executive Board (TIRExB), annually, before 1 March, with the price of each type of TIR Carnet it issues.

II. Information received

2. In 2012, the secretariat received information from 10 associations. In 2013, 2014, 2015, 2016, 2017 and 2018, 48, 49, 50, 51, and 48 associations, respectively, provided TIRExB with data on the prices of each type of TIR Carnets they issue.

3. To date, 48 associations have provided TIRExB with the 2019 prices.

4. The prices received for 2012, 2013, 2014, 2015, 2016, 2017, 2018 and 2019, converted to United States dollars (USD)¹, are presented in Annexes I, II, III, IV, V, VI, VII and VIII.

III. Analysis

5. At its sixty-third session, the Administrative Committee of the TIR Convention, 1975 (AC.2) considered the preliminary analysis of the 2015 TIR Carnet prices, as contained in Annex V of document ECE/TRANS/WP.30/AC.2/2016/2. It was of the view that the analysis provides useful information in fulfilment of the mandate of TIRExB to monitor TIR Carnet

* The present document is submitted late due to resource constraint.

¹ Exchange rates: treasury.un.org/operationalrates/OperationalRates.aspx



prices, and should be repeated annually and reported to the Committee whenever significant changes in TIR Carnet prices are identified.

6. Annex IX contains an analysis of the 2019 TIR Carnet prices.

IV. Disclaimer

7. The prices charged by the various issuing associations are not always comparable. Some associations report prices including taxes (e.g. VAT) and fees (e.g. insurance fees) while others do not include some or all of these taxes and fees in the prices they report. Furthermore, national practices, such as the obligation to deposit an amount of money with the association or the payment of annual membership fees, also have an influence on the prices charged for TIR Carnets.

V. Survey on TIR Carnet prices

8. At the request of TIRExB at its seventy-ninth session (TIRExB/REP/2018/79final, para. 40), the secretariat circulated a new questionnaire on TIR Carnet prices for the year 2019 (as contained in Informal document No. 14 (2019)). The new questionnaire clearly requests issuing associations to report the prices including all taxes and fees. To date, 43 issuing associations replied to the questionnaire. The results of the survey on TIR Carnet prices are contained in Annex X.

VI. Considerations by the Committee

9. In view of the above, AC.2 may wish to consider the prices presented in Annexes I, II, III, IV, V, VI, VII and VIII. AC.2 may wish to consider the results of the analysis of the 2019 TIR Carnet prices contained in Annex IX and the 2019 survey on TIR Carnet prices. Finally, AC.2 may wish to note that, at its eighty-third session while discussing the TIR Carnet prices, TIRExB stressed that, while in numerous countries the prices of TIR Carnets had gone down in the last five years, the number of TIR Carnets issued kept declining, thus indicating that the price did not seem to be a key factor in the declining usage of TIR Carnets.

Annex I

Table I.1
2012 Prices
 (2012 prices in United States dollars)

Country	Association	4 Volets TIR Carnet		4 Volets TIR Carnet (Pilot/EU)		6 Volets TIR Carnet		14 Volets TIR Carnet		20 Volets TIR Carnet	
		Member/ National	Non-member/ Foreign	Member/ National	Non-member/ Foreign	Member/ National	Non-member/ Foreign	Member/ National	Non-member/ Foreign	Member/ National	Non-member/ Foreign
Austria	AISÖ	58.91	62.83			78.54	86.39	111.27	117.81		
Czech Republic	CESMAD BOHEMIA	72.46	72.46	58.51	58.51	102.52	102.52	105.21	105.21	107.89	107.89
Hungary	MKFE	64.55	64.55					92.21	92.21		
Italy	UICCIAA	79.47	79.47					101.99	101.99	109.93	109.93
Montenegro	PKCG							130.90	130.90		
Poland	ZMPD	51.71	51.71	42.27	42.27			71.83	71.83	80.32	80.32
Romania	UNTRR	115.18	115.18			129.58	129.58	130.89	130.89		
Russian Federation	ASMAP	64.23	64.23	56.69	56.69	86.14	86.14	87.13	87.13		
Republic of Serbia	CCIS-ATT	90.25	90.25			134.98	134.98	135.72	135.72	139.95	139.95
Turkey	TOBB	68.54	68.54	50.00	50.00	102.25	102.25	109.55	109.55	112.36	112.36

Annex II

Table II.1
2013 Prices
 (2013 prices in United States dollars)

Country	Association	4 Volets TIR Carnet		4 Volets TIR Carnet (Pilot/EU)		6 Volets TIR Carnet		14 Volets TIR Carnet		20 Volets TIR Carnet	
		Member/ National	Non-member/ Foreign	Member/ National	Non-member/ Foreign	Member/ National	Non-member/ Foreign	Member/ National	Non-member/ Foreign	Member/ National	Non-member/ Foreign
Armenia	AIRCA										
Austria	AISÖ	62.83	66.76			82.47	90.32	115.19	121.74		
Azerbaijan	ABADA	148.75	148.75					174.40	174.40		
Belarus	BAMAP	43.01	58.60	37.10	48.39			58.06	85.48		
Belgium	FEBETRA	97.69	97.69					128.90	128.90		
Bosnia and Herzegovina	AIRH							127.84	127.84	129.38	129.38
Bulgaria	AEBTRI	72.96	121.82	60.91				101.74	121.82		
Croatia	TRANSPORTKOMER	135.78	135.78					117.67	117.67	145.69	145.69
Czech Republic	CESMAD BOHEMIA	71.39	71.39	57.64	57.64	101.00	101.00	103.65	103.65	106.29	106.29
Denmark	DTL					193.59	193.59	193.59	193.59		
Estonia	ERAA	121.26	121.26	88.19	88.19	133.86	133.86	133.86	133.86		
Finland	SKAL			137.16	137.16	145.27	145.27	145.27	145.27	145.27	145.27
France	AFTRI	94.98	94.98			122.12	122.12	156.04	156.04		
Georgia	GIRCA	76.59	76.59					136.76	136.76		
Germany	AIST	113.03	113.03			129.31	129.31	142.88	142.88	156.45	156.45
	BGL	117.92	117.92			145.47	145.47	146.40	146.40	152.31	152.31
Greece	OFAE	67.44	67.44					95.98	95.98	97.28	97.28
Hungary	MKFE	61.97	61.97					88.53	88.53		
Iran (Islamic Republic of)	ICCIM	101.81	101.81					138.46	138.46		
Italy	UICCIAA	78.54	78.54			95.56	95.56	100.79	100.79	108.65	108.65
Jordan	RACJ							141.04	141.04		
Kazakhstan	KAZATO			76.41	76.41	93.02	93.02	99.67	99.67	99.67	99.67
Kyrgyzstan	AIRTO-KR					180.00	180.00	180.00	180.00		

Country	Association	4 Volets TIR Carnet		4 Volets TIR Carnet (Pilot/EU)		6 Volets TIR Carnet		14 Volets TIR Carnet		20 Volets TIR Carnet	
		Member/ National	Non-member/ Foreign	Member/ National	Non-member/ Foreign	Member/ National	Non-member/ Foreign	Member/ National	Non-member/ Foreign	Member/ National	Non-member/ Foreign
Latvia	LA			46.55	46.55			96.72	96.72		
Lebanon	CCIAB							120.00	120.00		
Lithuania	LINAVA	189.86		177.67				246.07			
Mongolia	NARTAM							150.00	150.00		
Montenegro	PKCG							130.90	130.90		
Netherlands	SCT/TLN	87.34	87.34			104.80	104.80	106.39	106.39		
	NIWO	87.34	87.34			104.80	104.80	106.39	106.39		
Norway	NLF							140.40	193.05		
Poland	ZMPD	58.00	58.00	46.78	46.78			83.08	83.08	89.35	89.35
Republic of Moldova	AITA	64.46						89.20		91.30	
Romania	ARTRI	120.75	120.75	112.61	112.61			135.68	135.68		
	UNTRR	120.75	120.75	112.61	112.61			135.68	135.68		
Russian Federation	ASMAP	69.12	69.12	60.87	60.87	92.69	92.69	93.77	93.77		
Republic of Serbia	CCIS-ATT	86.75	86.75			129.97	129.97	130.71	130.71	134.96	134.96
Slovakia	CESMAD SLOVAKIA	82.09	82.09	69.20	69.20	109.23	109.23	110.18	110.18		
Slovenia	GIZ	49.34	49.34	35.90	35.90			74.07	74.07	76.22	76.22
Spain	ASTIC							104.99	104.99		
Sweden	SA	295.55	354.67	295.55	354.67	295.55	354.67	295.55	354.67	295.55	354.67
Switzerland	ASTAG					139.78	247.31	172.04	279.57	188.17	295.70
Turkey	TOBB	68.93	68.93	50.28	50.28	102.82	102.82	110.17	110.17	112.99	112.99
Turkmenistan	THADA							116.90	116.90		
Ukraine	AIRCU	49.79	49.79	38.58	38.58	77.99	77.99	79.27	79.27		
United Kingdom	FTA					122.91	122.91	127.47	127.47		
	RHA	91.05	91.05			118.36	118.36	127.47	127.47		
Uzbekistan	AIRCUZ	100.00	100.00					120.00	120.00		

Annex III

Table III.1
2014 Prices
 (2014 prices in United States dollars)

Country	Association	4 Volets TIR Carnet		4 Volets TIR Carnet (Pilot/EU)		6 Volets TIR Carnet		6 Volets TIR Carnet (Pilot/EU)		14 Volets TIR Carnet		20 Volets TIR Carnet	
		Member/ National	Non- member/ Foreign	Member/ National	Non- member/ Foreign	Member/ National	Non- member/ Foreign	Member/ National	Non- member/ Foreign	Member/ National	Non- member/ Foreign	Member/ National	Non- member/ Foreign
IRU distribution price		42.52	42.52	32.18	32.18	67.81	67.81	45.97	45.97	68.91	68.91	71.26	71.26
Afghanistan	ACCI	90.00				110.00				120.00		130.00	
Albania	ANALTIR					75.00	75.00			75.00	75.00		
Armenia	AIRCA									109.02	135.68		
Austria	AISÖ	66.76	70.93			87.62	95.97			122.39	129.35		
Azerbaijan	ABADA	109.73	109.73			132.28	132.28			135.28	135.29		
Belarus	BAMAP	45.98	62.64	39.66	51.72			57.47	74.71	62.07	91.38		
Belgium	FEBETRA	97.69	97.69							128.90	128.90		
Bosnia and Herzegovina	AIRH									134.03	134.03		
Bulgaria	AEBTRI	75.69	126.38	63.19				81.94		105.55	126.38	117.36	
Croatia	TRANSPOR	87.12	87.12							121.96	121.96	151.00	151.00
Czech Republic	CESMAD BOHEMIA	67.53	67.53	54.53	54.53	95.55	95.55			98.05	98.05	100.55	100.55
Denmark	DTL					207.19	207.19			207.19	207.19		
Estonia	ERAA	128.51	128.51	93.46	93.46	141.86	141.86			141.86	141.86		
Finland	SKAL			145.73	145.73	154.35	154.35			154.35	154.35	154.35	154.35
France	AFTRI	94.98	94.98			122.12	122.12			156.04	156.04		
Germany	AIST	113.03	113.03			129.31	129.31			142.88	142.88	156.45	156.45
	BGL	119.97	119.97			147.68	147.68			148.60	148.60	154.59	154.59

Country	Association	4 Volets TIR Carnet		4 Volets TIR Carnet (Pilot/EU)		6 Volets TIR Carnet		6 Volets TIR Carnet (Pilot/EU)		14 Volets TIR Carnet		20 Volets TIR Carnet	
		Member/ National	Non- member/ Foreign	Member/ National	Non- member/ Foreign	Member/ National	Non- member/ Foreign	Member/ National	Non- member/ Foreign	Member/ National	Non- member/ Foreign	Member/ National	Non- member/ Foreign
Greece	OFAE	73.32	73.32							95.98	95.98		
Hungary	MKFE	65.20	65.20							102.92	102.92		
Iran (Islamic Republic of)	ICCIM	101.62	101.62							138.21	138.21		
Italy	UICCIAA	82.75	82.75			100.68	100.68			106.20	106.20	114.48	114.48
Jordan	RACJ									141.24	141.24		
Kazakhstan	KAZATO			74.19	74.19	90.32	90.32			96.77	96.77	96.77	96.77
Kyrgyzstan	AIRTO-KR					180.00	180.00	140.00	140.00	180.00	180.00		
Latvia	LA			49.04	49.04					94.22	94.22		
Lebanon	CCIAB	120.00	120.00							150.00	150.00		
Lithuania ²	LINAVA	72.56		61.10				73.46		90.54			
	LINAVA	82.67		70.09				80.20		104.20			
Mongolia	NARTAM									300	300		
Montenegro	PKCG									139.08	139.08		
Netherlands ³	NIWO	92.55	92.55			111.07	111.07			112.75	112.75		
North Macedonia	AMERIT	82.76	82.76	59.77	59.77	89.66	89.66			117.24	117.24		
Norway	NLF									132.01	181.51		
Poland	ZMPD	59.96	59.96	48.40	48.40					85.93	85.93		
Romania	ARTRI	120.75	120.75	112.61	112.61			115.33	115.33	135.68	135.68		
	UNTRR	120.75	120.75	112.61	112.61	134.32	134.32	115.33	115.33	135.68	135.68		
Russian Federation	ASMAP	68.91	68.91	59.44	59.44	93.56	93.56			94.64	94.64		
Serbia	CCIS-ATT	70.79	70.79			113.91	113.91	71.13	71.13	114.94	114.94	117.00	117.00
Slovakia	CESMAD	82.09	82.09	69.20	69.20	109.23	109.23			110.18	110.18		
	SLOVAKIA												

² LINAVA applies different prices for “Active members” and “Association Members”

³ Prices are available on www.niwo.nl/

Country	Association	4 Volets TIR Carnet		4 Volets TIR Carnet (Pilot/EU)		6 Volets TIR Carnet		6 Volets TIR Carnet (Pilot/EU)		14 Volets TIR Carnet		20 Volets TIR Carnet	
		Member/ National	Non- member/ Foreign	Member/ National	Non- member/ Foreign	Member/ National	Non- member/ Foreign	Member/ National	Non- member/ Foreign	Member/ National	Non- member/ Foreign	Member/ National	Non- member/ Foreign
Slovenia	GIZ	52.74	52.74	38.37	38.37					79.18	79.18	81.48	81.48
Spain	ASTIC									124.13	124.13		
Sweden	SA	288.46	346.15	288.46	346.15	288.46	346.15			288.46	346.15	288.46	346.15
Switzerland	ASTAG					149.43	264.37			183.91	298.85	201.15	316.09
Turkey	TOBB	68.15	68.15	50.07	50.07	102.92	102.92	69.54	69.54	109.87	109.87	112.66	112.66
Ukraine	AIRCU	42.06	42.06	31.95	31.95	45.43	45.43	40.44	40.44	67.90	67.90		
United Kingdom	FTA	54.94				80.93				83.93			
	RHA	49.96				64.95				69.94			
Uzbekistan	AIRCUZ	100.00	100.00							120.00	120.00		

Annex IV

Table IV.1
2015 Prices
 (2015 prices in United States dollars)

Country	Association	4 Volets TIR Carnet		4 Volets TIR Carnet (Pilot/EU)		6 Volets TIR Carnet		6 Volets TIR Carnet (Pilot/EU)		14 Volets TIR Carnet		20 Volets TIR Carnet	
		Member/ National	Non-member/ Foreign	Member/ National	Non- member/ Foreign	Member/ National	Non- member/ Foreign	Member /National	Non- member/ Foreign	Member/ National	Non- member/ Foreign	Member/ National	Non-member/ Foreign
	IRU distribution price ⁴	26.21	26.21	-	-	61.84	61.84	41.93	41.93	62.89	62.89	64.99	64.99
Albania	ANALTIR							59.73	59.73	59.73	59.73		
Armenia	AIRCA									110.06	136.27		
Austria	AISÖ	44.89	48.26			70.71	77.44			98.77	104.38		
Azerbaijan	ABADA	59.56	59.56			102.27	102.27			104.51	104.51	106.76	106.76
Belarus	BAMAP	33.54	47.17					52.41	68.13	57.13	83.33		
Belgium	FEBETRA	70.29	70.29							107.71	107.71		
Bosnia and Herzegovina	AIRH									104.55	104.55		
Bulgaria	AEBTRI	50.95	98.64					67.21		87.80	98.64	89.43	
Croatia	TRANSPORT KOMERC	81.11	81.11							110.60	110.60		
Czech Republic	CESMAD BOHEMIA	42.38	42.38			77.83	77.83			79.87	79.87	81.91	81.91
Denmark	DTL					160.60	160.60			160.60	160.60		
Estonia	ERAA	103.70	103.70	75.42	75.42	114.48	114.48			114.48	114.48		
Finland	SKAL	94.84	94.84			100.45	100.45	100.45	100.45	100.45	100.45	100.45	100.45
France	AFTRI	85.03	85.03			107.71	107.71			136.05	136.05		
Georgia	GIRCA	55.72	55.72							126.65	126.65		
Germany	AIST	94.44	94.44			108.05	108.05			119.39	119.39	130.73	130.73
	BGL	84.99	84.99			121.79	121.79			122.55	122.55	127.49	127.49
Greece	OFAE	58.36	58.36							83.05	83.05		

⁴ Prices converted to USD using the 1 March 2015 exchange rate, excluding the exceptional 10% rebate granted from 15 January 2015 to 15 April 2015.

Country	Association	4 Volets TIR Carnet		4 Volets TIR Carnet (Pilot/EU)		6 Volets TIR Carnet		6 Volets TIR Carnet (Pilot/EU)		14 Volets TIR Carnet		20 Volets TIR Carnet	
		Member/ National	Non-member/ Foreign	Member/ National	Non- member/ Foreign	Member/ National	Non- member/ Foreign	Member /National	Non- member/ Foreign	Member/ National	Non- member/ Foreign	Member/ National	Non-member/ Foreign
Hungary	MKFE	58.33	58.33							83.85	83.85		
Iran (Islamic Republic of)	ICCIM	92.34	92.34							125.59	125.59		
Italy	UICCIAA	73.17	73.17			89.02	89.02			93.90	93.90	101.22	101.22
Jordan	RACJ									141.24	141.24		
Kazakhstan	KAZATO	74.97	74.97			112.58	112.58	90.72	90.72	118.06	118.06		
Kyrgyzstan	AIRTO-KR					180.00	180.00	140.00	140.00	180.00	180.00		
Latvia	LA	40.01	40.01							81.24	81.24		
Lebanon	CCIAB	75.00	75.00							150.00	150.00		
Lithuania	LINAVA	50.00	50.00			65.53	65.53			78.00	78.00		
Montenegro	PKCG									112.23	112.23		
Morocco	AMTRI	121.74	121.74										
Netherlands	NIWO/TLN	75.45	75.45			90.54	90.54			91.92	91.92		
North Macedonia	AMERIT	46.65	46.65			74.07	74.07			97.83	97.83		
Norway	NLF									107.57	147.91		
Poland	ZMPD	39.10	39.10							75.12	75.12		
Republic of Moldova	AITA	40.43	40.43			81.35	81.35	56.17	56.17	82.41	82.41	84.52	84.52
Romania	ARTRI	91.84	91.84					96.37	96.37	113.38	113.38		
	UNTRR	91.84	91.84			112.24	112.24	96.37	96.37	113.38	113.38		
Russian Federation	ASMAP	42.86	42.86			73.93	73.93			74.93	74.93		
Republic of Serbia	CCIS-ATT	41.00	41.00			106.81	106.81	66.62	66.62	107.76	107.76	109.64	109.64
Slovakia	CESMAD SLOVAKIA	57.82	57.82			91.27	91.27	72.90	72.90	92.06	92.06		

Country	Association	4 Volets TIR Carnet		4 Volets TIR Carnet (Pilot/EU)		6 Volets TIR Carnet		6 Volets TIR Carnet (Pilot/EU)		14 Volets TIR Carnet		20 Volets TIR Carnet	
		Member/ National	Non-member/ Foreign	Member/ National	Non- member/ Foreign	Member/ National	Non- member/ Foreign	Member /National	Non- member/ Foreign	Member/ National	Non- member/ Foreign	Member/ National	Non-member/ Foreign
Slovenia	GIZ	48.10	48.10	34.99	34.99					72.21	72.21	74.30	74.30
	INTERTRAN												
Spain	SPORT												
	ASTIC									121.95	121.95		
Sweden	SA	218.05	261.66	218.05	261.66	218.05	261.66			218.05	261.66	218.05	261.66
Switzerland	ASTAG					136.27	241.09			167.71	272.54	183.44	288.26
Tajikistan	ABBAT									212.00	212.00		
Turkey	TOBB	35.71	35.71			78.34	78.34	55.68	55.68	80.65	80.65	82.57	82.57
Turkmenistan	THADA									105.14	105.14		
Ukraine	AsMAP UA	27.65	27.65			64.60	64.60	43.95	43.95	65.69	65.69		
United Kingdom	FTA	98.95	98.95			145.73	145.73			151.12	151.12		
	RHA	89.96	89.96			116.94	116.94			125.94	125.94		
Uzbekistan	AIRCUZ	100.00	100.00							120.00	120.00		

Annex V

Table V.1
2016 Prices
 (2016 prices in United States dollars)

Country	Association	4 Volets TIR Carnet		4 Volets TIR Carnet (Pilot/EU)		6 Volets TIR Carnet		6 Volets TIR Carnet (Pilot/EU)		14 Volets TIR Carnet		20 Volets TIR Carnet	
		Member/ National	Non-member/ Foreign	Member/ National	Non- member/ Foreign	Member/ National	Non- member/ Foreign	Member /National	Non- member/ Foreign	Member/ National	Non- member/ Foreign	Member/ National	Non-member/ Foreign
IRU distribution price ⁵		25.08	25.08	-	-	59.18	59.18	-	-	60.18	60.18	62.19	62.19
Azerbaijan	ABADA					72.10	72.10			120.16	120.16		
Albania	ANALTIR					62.89	62.89			62.89	62.89		
Armenia	AIRCA									107.14	132.65		
Austria	AISÖ	44.40	47.72			69.92	76.58			97.67	103.22		
Belarus	BAMAP	32.89	46.25					51.39	66.80	56.01	81.71		
Belgium	FEBETRA	68.81	68.81							105.44	105.44		
Bosnia and Herzegovina	AIRH									106.98	106.98		
Bulgaria	AEBTRI	54.52	105.57					71.93		93.97	105.57	95.71	
Croatia	TRANSPORT KOMERC	79.09	79.09							107.85	107.85		
Czech Republic	CESMAD BOHEMIA	42.89	42.89			78.76	78.76			80.82	80.82	82.89	82.89
Denmark	DTL					170.05	170.05			170.05	170.05		
Estonia	ERAA	100.98	100.98	73.44	73.44	111.48	111.48			111.48	111.48		
Finland	SKAL	116.29	116.29			123.17	123.17			123.17	123.17		
France	AFTRI	81.97	81.97			103.83	103.83			131.15	131.15		
Georgia	GIRCA	54.56	54.56							124.01	124.01		
Germany	AIST	80.87	80.87			104.79	104.79			115.72	115.72		
	BGL	84.07	84.07			133.93	133.93			123.85	123.85	128.79	128.79
Greece	OFAE	57.97	57.97							82.50	82.50		
Hungary	MKFE	55.79	55.79							80.20	80.20		
Iran (Islamic Republic Of)	ICCIMA					67.89				90.52			
Italy	UICCIAA	65.65	65.65			79.87	79.87			84.25	84.25		

⁵ Prices converted to USD using the 1 March 2016 exchange rate.

Country	Association	4 Volets TIR Carnet		4 Volets TIR Carnet (Pilot/EU)		6 Volets TIR Carnet		6 Volets TIR Carnet (Pilot/EU)		14 Volets TIR Carnet		20 Volets TIR Carnet	
		Member/ National	Non-member/ Foreign	Member/ National	Non- member/ Foreign	Member/ National	Non- member/ Foreign	Member /National	Non- member/ Foreign	Member/ National	Non- member/ Foreign	Member/ National	Non-member/ Foreign
Kazakhstan	KAZATO	101.62	101.62			130.62	130.62	118.82	118.82	127.48	127.48		
Kyrgyzstan	AIRTO-KR					180.00	180.00	140.00	140.00	180.00	180.00		
Latvia	LA	39.33	39.33							80.28	80.28		
Lebanon	CCIAB	75.00	75.00			100.00	100.00			150.00	150.00		
Lithuania	LINAVA	49.73	49.73					65.36	65.36	78.58	78.58		
Mongolia	NARTAM					150.00	150.00			200.00	200.00		
Montenegro	PKCG									111.48	111.48		
Morocco	AMTRI	153.58											
Netherlands	NIWO/TLN	79.60	79.60			94.43	94.43			95.77	95.77		
North Macedonia	AMERIT					52.11	52.11			91.59	91.59		
Norway	NLF									90.76	124.80		
Poland	ZMPD	37.94	37.94			53.26	53.26			73.18	73.18		
Republic of Moldova	AITA	38.75	38.75			53.55	53.55			78.75	78.75	82.11	82.11
Romania	ARTRI	88.52	88.52					92.90	92.90	109.29	109.29		
	UNTRR	88.62	88.62					93.00	93.00	109.41	109.41		
Russian Federation	ASMAP	43.75	43.75			79.31	79.31			80.27	80.27		
Republic of Serbia	CCIS-ATT	40.37	40.37					64.84	64.84	104.77	104.77		
Slovakia	CESMAD	55.04	55.04					70.10	70.10	89.24	89.24		
	SLOVAKIA												
Slovenia	GIZ	71.23	71.23			82.51	82.51			100.23	100.23	102.30	102.30
	INTERTRAN												
	SPORT												
Spain	ASTIC									109.41	109.41		
Sweden	SA	219.35	271.99	219.35	271.99	219.35	271.99	219.35	271.99	219.35	271.99	219.35	271.99
Switzerland	ASTAG					132.65	234.69			163.27	265.31	178.57	280.61
Syrian Arab Republic	SNC ICC	160.00	160.00			180.00	180.00			220.00	220.00		
Tajikistan	ABBAT									197.00	197.00		
Turkey	TOBB	38.98	38.98			82.71	82.71	57.63	57.63	85.76	85.76	86.44	86.44

Country	Association	4 Volets TIR Carnet		4 Volets TIR Carnet (Pilot/EU)		6 Volets TIR Carnet		6 Volets TIR Carnet (Pilot/EU)		14 Volets TIR Carnet		20 Volets TIR Carnet	
		Member/ National	Non-member/ Foreign	Member/ National	Non- member/ Foreign	Member/ National	Non- member/ Foreign	Member /National	Non- member/ Foreign	Member/ National	Non- member/ Foreign	Member/ National	Non-member/ Foreign
Turkmenistan	THADA					70.46	70.46			105.39	105.39		
Ukraine	AsMAP UA	32.26	32.26			44.44	44.44			73.66	73.66		
United Kingdom	FTA	67.07	67.07									102.44	102.44
	RHA	65.53	65.53			85.19	85.19			91.74	91.74		
Uzbekistan	AIRCUZ	80.00	80.00							120.00	120.00		

Annex VI

Table VI.1
2017 Prices
 (2017 prices in United States dollars)

Country	Association	4 Volets TIR Carnet		4 Volets TIR Carnet (Pilot/EU)		6 Volets TIR Carnet		6 Volets TIR Carnet (Pilot/EU)		14 Volets TIR Carnet		20 Volets TIR Carnet	
		Member/ National	Non-member/ Foreign	Member/ National	Non- member/ Foreign	Member/ National	Non- member/ Foreign	Member /National	Non- member/ Foreign	Member/ National	Non- member/ Foreign	Member/ National	Non-member/ Foreign
IRU distribution net price ⁶		22.86	22.86	-	-	24.85	24.85	-	-	58.65	58.65	58.65	59.35
Afghanistan	ACCI					110.00	210.00			120.00	220.00		
Armenia	AIRCA									92.40	92.40		
Austria	AISÖ	42.42	45.60			66.81	73.17			93.32	98.62		
Azerbaijan	ABADA					70.38	70.38			117.30	117.30		
Belarus	BAMAP	32.85	46.20			51.33	66.74			67.76	81.62		
Belgium	FEBETRA	67.32	67.32							103.15	103.15		
Bosnia and Herzegovina	AIRH									89.48	89.48		
Bulgaria	AEBTRI	46.10				47.72				81.34	98.70	81.34	
Croatia	TRANSPORT KOMERC					78.52	78.52			107.07	107.07		
Czech Republic	CESMAD BOHEMIA	40.82	40.82			74.96	74.96			76.92	76.92	78.89	78.89
Denmark	DTL					170.00	170.00			170.00	170.00		
Estonia	ERAA	91.62	91.62			91.62	91.62			152.70	152.70		
Finland	SKAL	117.33	117.33			124.28	124.28			124.28	124.28	124.28	124.28
France	AFTRI	80.04	80.04			101.39	101.39			128.07	128.07		
Georgia	GIRCA	53.66	53.66			78.05	78.05			121.95	121.95		
Germany	AIST BGL	78.47 86.91	78.47 86.91			101.68 120.94	101.68 120.94			112.28	112.28		
Greece	OFAE					58.32	58.32			78.47	78.47		
Hungary	MKFE					60.61	60.61			77.44	77.44		
Iran (Islamic Republic Of)	ICCIM					60.95	60.95			81.27	81.27		
Italy	UICCIAA	64.03	64.03			77.91	77.91			82.18	82.18		

⁶ Prices converted to USD using the 1 March 2017 exchange rate.

Country	Association	4 Volets TIR Carnet		4 Volets TIR Carnet (Pilot/EU)		6 Volets TIR Carnet		6 Volets TIR Carnet (Pilot/EU)		14 Volets TIR Carnet		20 Volets TIR Carnet	
		Member/ National	Non-member/ Foreign	Member/ National	Non- member/ Foreign	Member/ National	Non- member/ Foreign	Member /National	Non- member/ Foreign	Member/ National	Non- member/ Foreign	Member/ National	Non-member/ Foreign
Jordan	RACJ									141.24	141.24		
Kazakhstan	KAZATO	74.95	74.95			80.96	80.96			113.93	113.93		
Kyrgyzstan	AIRTO-KR					180.00	180.00			180.00	180.00		
Latvia	LA	43.07	43.07							87.74	87.74		
Lebanon	CCIAB					100.00	100.00						
Lithuania	LINAVA	47.71	47.71			47.71	47.71			74.71	74.71		
Mongolia	NARTAM					150.00	150.00			200.00	200.00		
Montenegro	PKCG									117.65	117.65		
Morocco	AMTRI	147.68											
Netherlands	NIWO/TLN					72.12				80.53			
North Macedonia	AMERIT					49.79	49.79			87.5387.53			
Norway	NLF									96.06	132.08		
Poland	ZMPD	33.29	33.29			35.09	35.09			71.13	71.13		
Republic of Moldova	AITA	29.11	29.11			34.37	34.37			74.14	74.14	80.15	80.15
Republic of Serbia	CCIS-ATT	33.73	33.73			44.31	44.31			93.88	93.88		
Romania	ARTRI	85.90	85.90					90.14	90.14	106.04	106.04		
	UNTRR	86.45	86.45			90.72	90.72			106.72	106.72		
Russian Federation	ASMAP					43.30	43.30			80.03	80.03		
Slovakia	CESMAD SLOVAKIA	51.54	51.54			65.64	65.64			83.56	83.56		
Slovenia	GIZ INTERTRAN SPORT	71.23	71.23			82.51	82.51			100.23	100.23	102.30	102.30
Spain	ASTIC									104.60	104.60		
Sweden	SA	214.75	257.70	214.75	257.70	214.75	257.70			214.75	257.70	214.75	257.70
Switzerland	ASTAG					130.52	230.92			160.64	261.04	175.70	276.10
Syrian Arab Republic	SNC ICC	160.00	160.00			180.00	180.00						

<i>Country</i>	<i>Association</i>	<i>4 Volets TIR Carnet</i>		<i>4 Volets TIR Carnet (Pilot/EU)</i>		<i>6 Volets TIR Carnet</i>		<i>6 Volets TIR Carnet (Pilot/EU)</i>		<i>14 Volets TIR Carnet</i>		<i>20 Volets TIR Carnet</i>	
		<i>Member/ National</i>	<i>Non-member/ Foreign</i>	<i>Member/ National</i>	<i>Non- member/ Foreign</i>	<i>Member/ National</i>	<i>Non- member/ Foreign</i>	<i>Member /National</i>	<i>Non- member/ Foreign</i>	<i>Member/ National</i>	<i>Non- member/ Foreign</i>	<i>Member/ National</i>	<i>Non-member/ Foreign</i>
Turkey	TOBB					43.09	43.09			83.12	83.12		
Turkmenistan	THADA									105.39	105.39		
Ukraine	AsMAP UA	30.33	30.33			32.71	32.71			71.98	71.98		
United Kingdom	FTA RHA	85.05	85.05			79.56	79.56			85.68	85.68	129.90	129.90
Uzbekistan	AIRCUZ					60.00	60.00			100.00	100.00		

Annex VII

Table VII.1
2018 Prices
 (2018 prices in United States dollars)

Country	Association	Prices include			4 Volets TIR Carnet		6 Volets TIR Carnet		14 Volets TIR Carnet		20 Volets TIR Carnet	
		VAT	Insurance fees	Other fees	Member/ National	Non-member/ Foreign	Member/ National	Non-member/ Foreign	Member/ National	Non-member/ Foreign	Member/ National	Non-member/ Foreign
IRU distribution net price ⁷					24.49	24.49	26.62	26.62	62.83	62.83	62.83	62.83
Afghanistan	ACCI								100.00	120.00		
Armenia	AIRCA	No	Yes	No					92.68	126.83		
Austria	AISÖ	No	No	No	50.95	50.95	81.75	81.75	110.19	110.19		
Azerbaijan	ABADA	Yes	Yes	No			86.60	86.60	139.87	137.19		
Belarus	BAMAP						34.88	167.20	71.27	167.20		
Belgium	FEBETRA	No	Yes	No	77.02	77.02			118.01	118.01		
Bosnia and Herzegovina	AIRH	No	Yes	No					91.63	106.90		
Bulgaria	AEBTRI	No	Yes	No			55.91	115.63	95.30	115.63		
Croatia	TRANSPORTK OMERC	No	No	No			85.74	107.18	117.90	139.34		
Czech Republic	CESMAD BOHEMIA				50.22	50.22	60.36	60.36	96.57	96.57	97.05	97.05
Denmark	DTL	No	Yes	Yes			163.19	181.32	163.19	181.32		
Estonia	ERAA	Yes	Yes	No	107.33	149.07	107.33	149.07	178.88	208.70		
France	AFTRI	No	No	Yes	93.17		118.01		149.07			
Georgia	GIRCA	Yes	Yes	No	56.24	56.24	81.80	81.80	112.47	112.47		
Germany	AIST				88.41	88.41	114.55	114.55	126.50	126.50		
Greece	BGL	No	Yes	Yes			100.65		136.15			
	OFAE	No	No	No			68.32	68.32	91.93	91.93		
Hungary	MKFE	No	No	No			69.35	69.35	88.62	88.62		
Iran (Islamic Republic Of)	ICCIM	No	No	No			57.80		77.06			
Italy	UICCIAA	Yes	Yes	No	87.46		106.40		112.23			
Jordan	RACJ	Yes	No	No					141.24	141.24		

⁷ Prices converted to USD using the 1 March 2018 exchange rate.

Country	Association	Prices include			4 Volets TIR Carnet		6 Volets TIR Carnet		14 Volets TIR Carnet		20 Volets TIR Carnet	
		VAT	Insurance fees	Other fees	Member/ National	Non-member/ Foreign	Member/ National	Non-member/ Foreign	Member/ National	Non-member/ Foreign	Member/ National	Non-member/ Foreign
Kazakhstan	KAZATO	No	No	No	60.39	60.39	66.43	66.43	101.16	101.16		
Latvia	LA	No	Yes	Yes	27.38		29.41		66.57			
Lebanon	CCIAB	No	Yes	No			100.00	100.00	150.00	150.00		
Lithuania	LINAVA	No	Yes	No			53.04	53.04	81.12	81.12		
Mongolia	NARTAM	No	Yes	No			150.00		200.00			
Montenegro	PKCG	No	No	No					118.48			
Morocco	AMTRI				163.90							
Netherlands	NIWO/TLN	Yes	Yes	No			93.90	93.90	103.95	103.95		
North Macedonia	AMERIT						57.96	57.96	101.88	101.88		
Norway	NLF								103.67	142.54		
Poland	ZMPD	No	Yes	Yes			40.21	40.21	84.97	84.97		
Republic of Moldova	AITA	Yes	Yes	No	32.77		37.03		79.98	81.59	86.31	79.88
Republic of Serbia	CCIS-ATT	No	Yes	No	31.83	31.83	42.87	42.87	90.68	90.68		
Romania	UNTRR	No	Yes	Yes	100.62	100.62	105.59	105.59	124.22	124.22		
Russian Federation	ASMAP	Yes	Yes	No			44.16		81.79			
Slovakia	CESMAD	Yes	Yes	No			62.11		97.89			
Slovakia	SLOVAKIA											
Slovenia	GIZ				71.23	71.23	82.51	82.51	100.23	100.23	102.30	102.30
Slovenia	INTERTRANSPORT											
Spain	ASTIC	No	No	No					119.47			
Sweden	SA	No	No	No			227.60	273.12	227.60	273.12		
Switzerland	ASTAG	No	No	No			138.45	244.94	170.39	276.89	186.37	292.86
Tajikistan	ABBAT						122.00	122.00	197.00	197.00		
Turkey	TOBB	Yes	Yes	Yes			41.00	153.00	79.00	153.00		
Turkmenistan	THADA	Yes	No	No			70.46		105.39			
Ukraine	AsMAP UA	No	No	No			28.49	28.49	64.61	64.61		
United Kingdom	FTA	Yes			93.09	93.09			142.17	142.17		
United Kingdom	RHA	No			67.11	67.11	87.25	87.25	93.96	93.96		
Uzbekistan	AIRCUZ	Yes	Yes	No			39.65		79.30			

Annex VIII

Table VIII.1
2019 Prices
 (2019 prices in United States dollars)

Country	Association	4 Volets TIR Carnet		6 Volets TIR Carnet		14 Volets TIR Carnet		20 Volets TIR Carnet	
		Member/ National	Non-member/ Foreign	Member/ National	Non-member/ Foreign	Member/ National	Non-member/ Foreign	Member/ National	Non-member/ Foreign
IRU distribution net price ⁸		24.49	24.49	26.62	26.62	62.83	62.83	62.83	62.83
Albania	ANALTIR			69.77	69.77	69.77	69.77		
Armenia	AIRCA					96.97	132.04		
Austria	AISÖ			62.79	62.79	106.16	106.16		
Azerbaijan	ABADA			80.96	80.96	130.76	128.26		
Belarus	BAMAP			34.84	72.46	69.68	72.46		
Belgium	FEBETRA	83.61	83.61			128.21	128.21		
Bosnia and Herzegovina	AIRH					91.19	106.38		
Bulgaria	AEBTRI			51.19	51.19	87.26	87.26		
China	CRTA			145.65	291.29				
Czech Republic	CESMAD BOHEMIA	46.02	46.02	55.31	55.31	88.50	88.50	88.50	88.50
Denmark	DTL			155.94	173.26	155.94	173.26		
Estonia	ERAA	96.97		96.97		161.62			
Finland	SKAL	116.81		123.72		123.72			
France	AFTRI	86.11		109.07		137.77			
Georgia	GIRCA	55.44	55.44	80.65	80.65	110.89	110.89		
Germany	AIST	84.96	84.96	110.08	110.08	121.56	121.56		
	BGL			90.99		122.35			
Hungary	MKFE			64.02	64.02	81.81	81.81		
Iran (Islamic Republic Of)	ICCIM			57.41		96.67			
Italy	UICCIAA			92.99	92.99	106.87	106.87		
Jordan	RACJ					141.24			
Kazakhstan	KAZATO			66.10		92.02			

⁸ Prices converted to USD using the 1 March 2019 exchange rate.

Country	Association	4 Volets TIR Carnet		6 Volets TIR Carnet		14 Volets TIR Carnet		20 Volets TIR Carnet	
		Member/ National	Non-member/ Foreign	Member/ National	Non-member/ Foreign	Member/ National	Non-member/ Foreign	Member/ National	Non-member/ Foreign
Latvia	LA			29.05		65.76			
Lebanon	CCIAB			100.00		150.00			
Lithuania	LINAVA			49.09	49.09	75.46	75.46		
Moldova	AITA			33.84	39.23	73.13	74.60	78.87	73.00
Mongolia	NARTAM			150.00					
Montenegro	PKCG					113.77			
Netherlands	NIWO/TLN			88.36	88.36	97.80	97.80		
North Macedonia	AMERIT			53.95	53.95	92.41	92.41		
Norway	NLF					91.00	125.13		
Pakistan	PNC-ICC			149.25		183.70			
Poland	ZMPD			36.78	36.78	75.67	75.67		
Romania	UNTRR	92.47	92.47	97.03	97.03	114.16	114.16		
Russian Federation	ASMAD			42.29	68.80	79.18	105.70		
Serbia	CCIS-ATT	32.92		43.24		91.60			
Slovakia	CESMAD			56.35	56.35	88.81	88.81		
	SLOVAKIA								
Slovenia	GIZ			91.98	91.98	111.74	111.74	114.05	114.05
	INTERTRANSPO RT								
Spain	ASTIC					113.77			
Sweden	SA			166.32	199.58	166.32	199.58		
Switzerland	ASTAG			127.33	225.27	156.71	254.65	171.40	269.34
Tajikistan	ABBAT			122.00	122.00	197.00	197.00		
Turkey	TOBB			38.17		75.51			
Turkmenistan	THADA			70.40	70.40	122.86	122.86		
Ukraine	AsMAP UA			36.80		78.28			
United Kingdom	FTA	85.16	85.16			130.06	130.06		
	RHA	76.63	102.17	99.62	125.16	107.28	127.71		
Uzbekistan	AIRCUZ			38.00	38.00	77.00	77.00		

Annex IX

Analysis of 2019 TIR Carnets prices

I. Introduction

At its sixty-first session, AC.2 welcomed document ECE/TRANS/WP.30/AC.2/2015/4, containing an assessment by the secretariat and various suggestions received from Contracting Parties (Belarus, European Union, Switzerland and Turkey), on the need for an analysis or a specific methodology for TIRExB to analyse the price information of TIR Carnets in detail. The Committee was of the view that the methodology proposed by the secretariat could be used to conduct a first pilot analysis by TIRExB, which at first would be kept restricted and could later be repeated annually if proved conclusive. Consequently, the Committee requested TIRExB, with the assistance of the secretariat, to work on the pilot analysis and report back to the Committee at one of its future sessions.

In document ECE/TRANS/WP.30/AC.2/2015/4 the secretariat proposed, as a first trial, to run a linear regression to analyse a number of variables whose data could be found for all countries providing the issuing prices and which could explain the variability of the prices, such as wages or the number of TIR Carnets issued.

At its sixty-third session, AC.2 considered the preliminary analysis of the 2015 TIR Carnet prices, as contained in Annex V of document ECE/TRANS/WP.30/AC.2/2016/2. It was of the view that the analysis provides useful information in fulfilment of the mandate of TIRExB to monitor TIR Carnet prices, and should be repeated annually and reported to the Committee whenever significant changes in TIR Carnet prices are identified.

Annex 5 Chapter II in document ECE/TRANS/WP.30/AC.2/2016/2 contains the theoretical discussion on the formation of TIR Carnet prices that led to the underlying analysis.

II. Data

The associations from Albania, Armenia, Austria, Azerbaijan, Belarus, Belgium, Bosnia and Herzegovina, Bulgaria, China, Czech Republic, Denmark, Estonia, Finland, France, Georgia, Germany, Hungary, Iran (Islamic Republic Of), Italy, Jordan, Kazakhstan, Latvia, Lebanon, Lithuania, Moldova, Mongolia, Montenegro, Netherlands, North Macedonia, Norway, Pakistan, Poland, Romania, Russian Federation, Serbia, Slovakia, Slovenia, Spain, Sweden, Switzerland, Tajikistan, Turkey, Turkmenistan, Ukraine, United Kingdom of Great Britain and Northern Ireland and Uzbekistan have sent TIRExB the 2019 prices of the TIR Carnets they issue. By subtracting the distribution prices by IRU, the association premiums can be obtained.

Table IX.1
Extra costs for non-members or foreign transporters

<i>Country</i>	<i>Association</i>	<i>Non-member weighted average price difference (USD)</i>
Moldova	AITA	4.44
Bosnia and Herzegovina	AIRH	15.2
Sweden	SA	16.63
Denmark	DTL	17.33
United Kingdom	RHA	22.99
Russian Federation	ASMAP	26.51
Belarus	BAMAP	32.8
Norway	NLF	34.13
Armenia	AIRCA	35.08
Switzerland	ASTAG	97.94
China	CRTA	145.65

Table IX.1 shows the associations that have a different issuing price for their members or national transporters compared to non-members or foreign transporters.

The number of associations charging higher prices for non-members or foreign transporters has slightly decreased since 2018. However, considering that most TIR Carnets are sold to members or domestic transporters, the analysis is carried out on the prices for members or domestic transporters.

As a proxy of the number of TIR Carnets issued in 2018 by each association, the number of TIR Carnets distributed by IRU to the associations (TOT⁹) is used. The correlation of the number of TIR Carnets distributed with the weighted average association premiums (WAVGM) is -0.4731687.

From the International Monetary Fund World Economic Outlook data sets from April 2019, the 2018¹⁰ data for the following variables have been considered as possible proxies of the countries' cost levels:

- NGDPDPC : Gross domestic product per capita, current prices (USD)
- PPPPC : Gross domestic product based on purchasing-power-parity (PPP) per capita (International USD)

The correlation of these series with the weighted average association premiums are 0.2463475, respectively, 0.1029818. Considering that the correlation of the premiums with PPPPC is lower than with NGDPDPC and in the absence of a better proxy, the analysis thus uses NGDPDPC as a proxy for the countries' cost levels despite its relatively low correlation value with the premiums.

⁹ For associations not having received TIR Carnets in 2018 we set TOT to 1 to be able to calculate the logarithm of TOT.

¹⁰ For the Syrian Arab Republic, the 2010 figures were used, i.e. the latest available figures in the time series.

Figure IX.1
Box plots

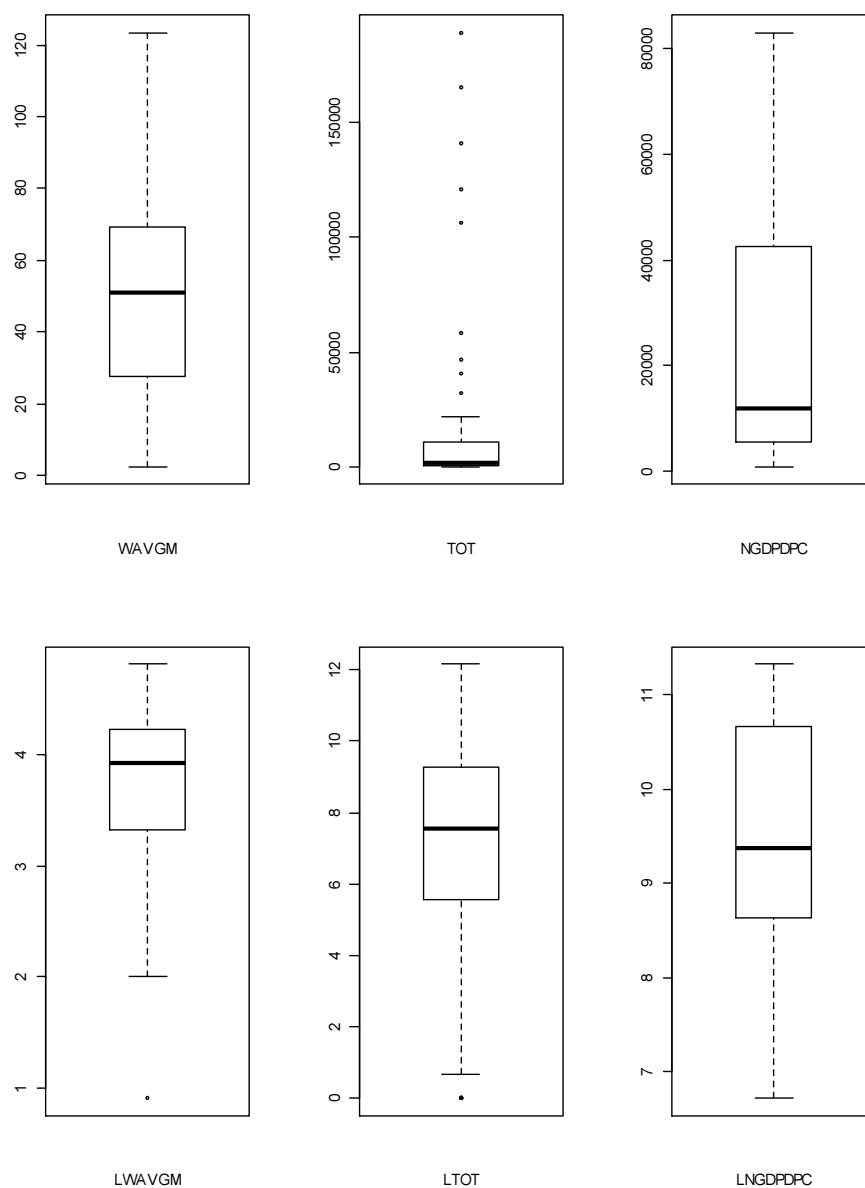


Figure IX.1 shows the box plots of all the variables that have been considered (WAVGM, TOT and NGDPDPC). In view of the possible non-linear relation between the variables, their logarithmic transformations have also been plotted (LWAVGM, LTOT and LNGDPDPC).

III. Regressions

In order to evaluate the possible influences of the envisaged explanatory variables (separately and jointly), the following regressions were performed:

$$Y = \alpha + \beta \cdot X + \varepsilon \quad (1)$$

$$Y = \alpha + \beta \cdot \log(X) + \varepsilon \quad (2)$$

$$\log(Y) = \alpha + \beta \cdot X + \varepsilon \quad (3)$$

$$\log(Y) = \alpha + \beta \cdot \log(X) + \varepsilon \quad (4)$$

where Y is WAVGM and X is TOT, NGDPDPC or [TOT NGDPDPC].

In all the regressions, the coefficients of NGDPDPC or LNGDPDPC, combined or not with TOT or LTOT, were not significant and in one case even negative (a positive relation is expected between the costs' proxy and the premium). Figure IX.2 show the regression lines over the plotted data.

Therefore, from a statistical perspective, the best model tested is:

$$\log(\text{WAVGM}) = \alpha + \beta \cdot \text{TOT} + \varepsilon \quad (5)$$

Table IX.2 presents the regression results and shows that both α and β are significant but that the R2 value is quite low, indicating that the price setting is most likely also influenced by other variables.

When inserting the regression results in equation 5, it reads

$$\log(\text{WAVGM}) = 3.867 - 9.597 \cdot 10^{-06} \cdot \text{TOT} + \varepsilon \quad (6)$$

Figure IX.3 shows equation 6 (solid line), the average $\log(\text{premium})$ (dashed line) as well as the [LWAVGM, LTOT] data plotted for each association. The figure shows that comparing the association premiums with the average premium does not take into account the effect of the volumes of issuance of TIR Carnets.

Figure IX.2
Plots of data with regression lines

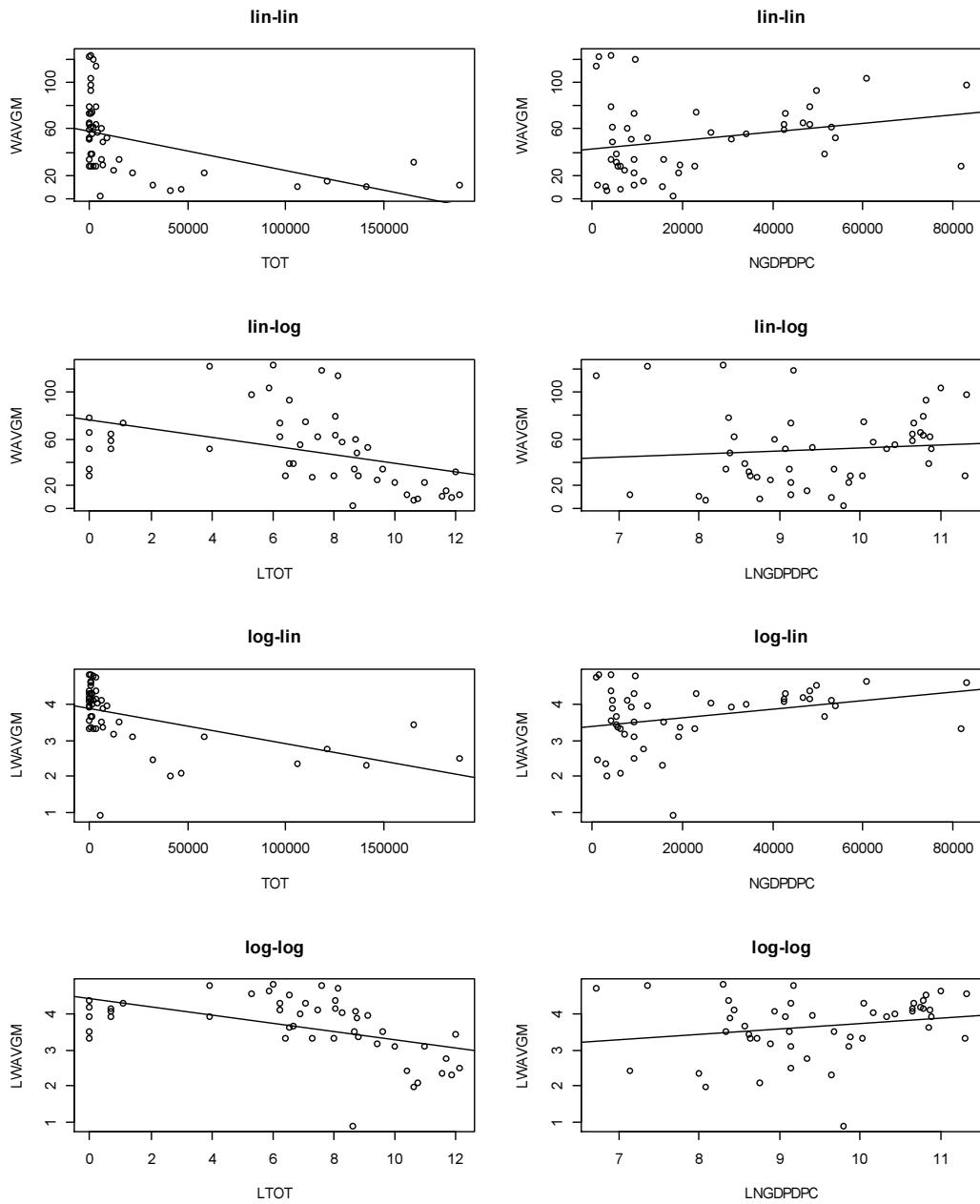


Table IX.2

Regression results for equation 5

Call:

lm(formula = LWAVGM ~ TOT, data = alldata)

Residuals:

Min	1Q	Median	3Q	Max
-2.9100	-0.3647	0.1164	0.4345	1.1614

Coefficients:

	Estimate	Std. Error	t value	Pr(> t)
(Intercept)	3.867e+00	1.167e-01	33.148	< 2e-16 ***
TOT	-9.597e-06	2.352e-06	-4.081	0.000177 ***

Signif. codes: 0 '***' 0.001 '**' 0.01 '*' 0.05 '.' 0.1 ' ' 1

Residual standard error: 0.7308 on 46 degrees of freedom

Multiple R-squared: 0.2658, Adjusted R-squared: 0.2499

F-statistic: 16.65 on 1 and 46 DF, p-value: 0.0001767

Figure IX.3

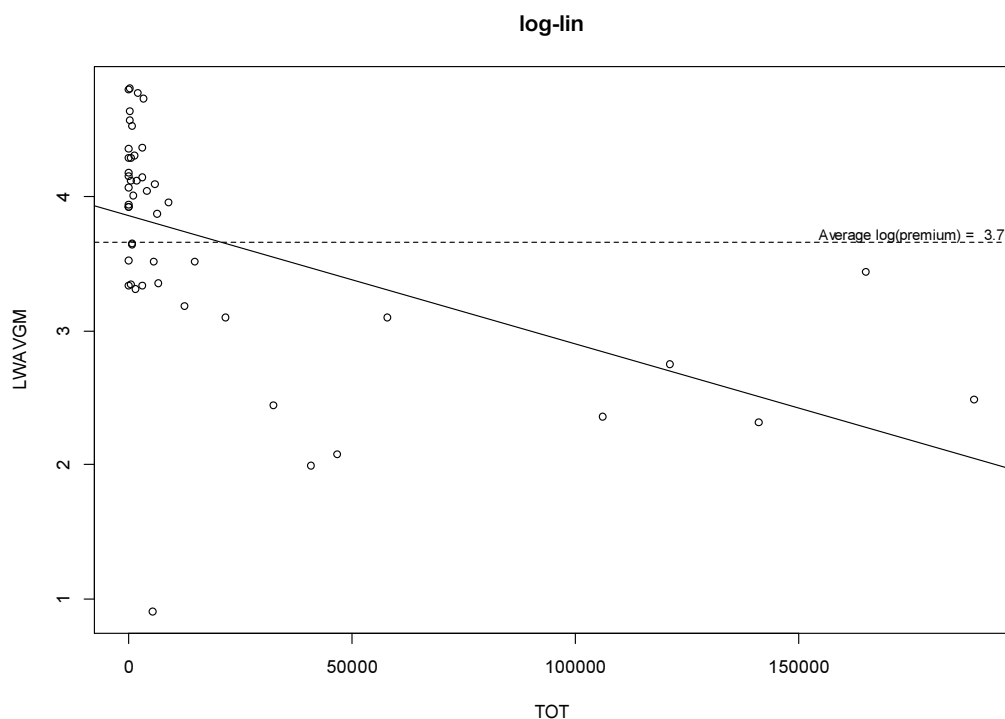
Plots of association data with average and regression lines**IV. Trends**

Table IX.3 shows the historical prices of 14 volets TIR Carnet prices (in USD), issued to members or national transporters for each association since 2012, as well as trend lines and inter annual variations. The data show that, further to the decrease of the IRU distribution prices, 40 associations have also reduced their prices in 2015. In 2019, when looking at the prices in USD, 8 associations have increased their prices, 31 have decreased the prices and 3 left the prices unchanged. However, when converting the prices to EUR, only 22 associations have increased their prices, 11 decreased them and 9 remain unchanged. This shows that a large share of this variability is due to fluctuations in exchange rates.

V. Conclusions

In conclusion, this analysis of the 2019 prices confirms that the principle of economies of scale is generally respected in the price setting for TIR Carnets. As in the analysis of the 2015, 2016, 2017 and 2018 prices, there is no statistical evidence that associations in countries with higher GDP per capita charge higher premiums.

Table IX.3

Prices of the 14 volets TIR Carnet for member/national transporters (in USD)

		2012	2013	2014	2015	2016	2017	2018	2019	Trend line	Variations
Afghanistan	ACCI			120.00			120.00	100.00			
Albania	ANALTIR			75.00	59.73	62.89		69.77			
Armenia	AIRCA		110.05	109.02	110.06	107.14	92.40	92.68	96.97		
Austria	AISÖ	112.73	116.71	120.38	98.77	97.67	93.32	110.19	106.16		
Azerbaijan	ABADA		174.40	135.29	104.51	120.16	117.30	139.87	130.76		
Belarus	BAMAP		58.06	62.07	57.13	56.01	67.76	71.27	69.68		
Belgium	FEBETRA		128.90	128.90	107.71	105.44	103.15	118.01	128.21		
Bosnia and Herzegovina	AIRH		132.55	134.03	104.55	106.98	89.48	91.63	91.19		
Bulgaria	AEBTRI		101.74	105.56	87.80	93.97	81.34	95.30	87.26		
Croatia	TRANSPORTKOMERC		117.67	121.96	110.60	107.85	107.07	117.90			
Czech Republic	CESMAD BOHEMIA	105.21	103.65	98.05	79.87	80.82	76.92	96.57	88.50		
Denmark	DTL		193.59	207.19	160.60	170.05	170.00	163.19	155.94		
Estonia	ERAA		130.27	139.53	114.48	111.48	152.70	178.88	161.62		
Finland	SKAL		147.19	151.82	100.45	123.17	124.28		123.72		
France	AFTRI		156.04	156.04	136.05	131.15	128.07	149.07	137.77		
Georgia	GRCA		136.76	139.66	126.65	124.01	121.95	112.47	110.89		
Germany	AIST		142.88	142.88	119.39	115.72	112.28	126.50	121.56		
	BGL		146.40	146.16	122.55	123.85	120.94	136.15	122.35		
Greece	OFAE		96.86	101.23	83.05	82.50	78.47	91.93			
Hungary	MKFE	92.21	88.53	93.15	83.85	80.20	77.44	88.62	81.81		
Iran (Islamic Republic Of)	ICCIM		138.46	138.21	125.59	90.52	81.27	77.06	96.67		
Italy	UICCAA	101.99	102.12	106.21	93.90	84.25	82.18	112.23	106.87		
Jordan	RACJ		141.04	141.24	141.24		141.24	141.24	141.24		
Kazakhstan	KAZATO		99.67	96.77	118.06	127.48	113.93	101.16	92.02		
Kyrgyzstan	AIRTO-KR		180.00	180.00	180.00	180.00	180.00				
Latvia	LA		96.72	90.66	81.24	80.28	87.74	66.57	65.76		
Lebanon	CCIAB		120.00	150.00	150.00	150.00		150.00	150.00		
Lithuania	LINAVA		107.70	90.54	78.00	78.58	74.71	81.12	75.46		
Moldova	AITA		90.16	71.19	82.41	78.75	74.14	79.98	73.13		
Mongolia	NARTAM		150.00	300.00		200.00	200.00	200.00			
Montenegro	PKCG	132.63	132.63	136.80	112.23	111.48	117.65	118.48	113.77		
Netherlands	NIWO/TLN		103.54	110.90	91.92	95.77	80.53	103.95	97.80		
North Macedonia	AMERIT			117.24	97.83	91.59	87.53	101.88	92.41		
Norway	NLF		140.40	132.01	107.57	90.76	96.06	103.67	91.00		
Pakistan	PNC-ICC								183.70		
Poland	ZMPD	71.83	83.08	85.94	75.12	73.18	71.13	84.97	75.67		
Romania	ARTRI		135.69	135.69	113.38	109.29	106.04				
	UNTRR	134.05	135.69	135.69	113.38	109.41	106.72	124.22	114.16		
Russian Federation	ASMAP		87.13	93.77	94.64	74.93	80.27	80.03	81.79		
Serbia	CCIS-ATT	135.72	130.71	113.05	107.76	104.77	93.88	90.68	91.60		
Slovakia	CESMAD SLOVAKIA		110.18	110.18	92.06	89.24	83.56	97.89	88.81		
Slovenia	GIZ INTERTRANSPORT		74.07	79.18	72.21	100.23	100.23	100.23	111.74		
Spain	ASTIC		102.17	124.14	121.95	109.41	104.60	119.47	113.77		
Sweden	SA		295.55	288.46	218.05	219.35	214.75	227.60	166.32		
Switzerland	ASTAG		172.04	183.91	167.71	163.27	160.64	170.39	156.71		
Syrian Arab Republic	SNC ICC				180.00	220.00					
Tajikistan	ABBAT				212.00	197.00		197.00	197.00		
Turkey	TOBB	109.55	110.17	108.07	80.65	85.76	83.12	79.00	75.51		
Turkmenistan	THADA		116.90		105.14	105.39	105.39	105.39	122.86		
Ukraine	AsMAP UA		79.27	67.90	65.69	73.66	71.98	64.61	78.28		
United Kingdom	FTA		152.96	167.72	151.12			142.17	130.06		
	RHA		127.47	139.77	125.94	91.74	85.68	93.96	107.28		
Uzbekistan	AIRCUZ		120.00	120.00	120.00	120.00	100.00	79.30	77.00		

Annex X

Results of 2019 TIR Carnets prices survey

I. Introduction

At its seventy-fifth session, regretting that only one association had replied to the 2017 price survey, which had been launched with the aim to provide more transparency and comparability between the prices, TIRExB decided to request national associations to reply to the survey in 2018, in order to fulfil its obligations to monitor TIR Carnet prices (Annex 8, Art. 10, para. (h)). At the request of TIRExB, on 21 December 2017, the secretariat sent out letters to the heads of associations requesting them to respond to the online price survey.

II. Responses

To date, the following 43 associations replied to the questionnaire: ABADA, ABBAT, AEBTRI, AIRCA, AIRCUZ, AIRH, AISÖ, AITA, AMERIT, ASMAP, AsMAP UA, ASTAG, ASTIC, BAMAP, BGL, CCIAB, CCIS-ATT, CESMAD BOHEMIA, CESMAD SLOVAKIA, CRTA, DTL, ERAA, FEBETRA, GIRCA, GIZ INTERTRANSPORT, ICCIM, KAZATO, LA, LINAVA, MKFE, NARTAM, NIWO/TLN, PKCG, PNC-ICC, RACJ, RHA, SA, SCT, SKAL, TOBB, UICCIAA, UNTRR and ZMPD.

III. Results

The prices reported by associations by means of the questionnaire are reproduced in Table VIII.1, together with the prices sent to the secretariat by other means (e.g. official letter or email).

Among the 43 replies to the questionnaire, 16 associations reported charging VAT, 25 reported charging insurance fees and 11 charge other fees (such as management fees, secure packaging, transport insurance, insurance tax, duty and transport costs, handling fees, IRU purchase price, operational costs, ...). 23 association indicated a value for the TIRExB amount.

IV. Considerations and next steps

While the 2019 questionnaire clearly requests associations to report the final price they charge, not all associations have responded to the questions regarding VAT, insurance fees, TIRExB amount and other fees. In future versions of the survey, if possible with the survey tool used at UNECE, the secretariat could configure the survey to oblige to respond to the sub questions on VAT, insurance fees, TIRExB amount and other fees when a price is reported for a type of TIR Carnet, including when they are zero.
