



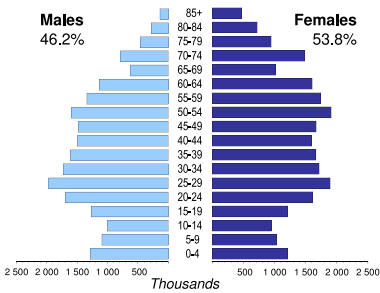
UKRAINE

Capital (population in thsd, 2013)	Kiev (2 845)
Area (km²)	603 700
Total population (thsd, 2012)	45 413
Population density (per km²)	75
Official language(s)	Ukrainian
National currency	Ukrainian hryvnia (UAH)
National statistical office	State Statistics Service of Ukraine www.ukrstat.gov.ua

Time: UTC + 02:00



Population by age, 2012

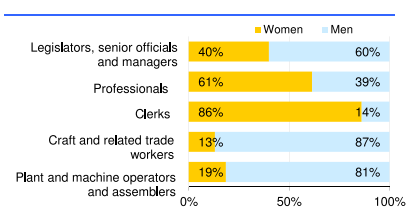


The map complies with UNGA Resolution 68/262.

Women in the labour force, 2010 percentage of total for both sexes	48%
Gender pay gap monthly earnings, 2010 hourly wage	22% ..
Women in part-time employment percentage of total of women employed	..
Female tertiary students, 2012 percentage of total for both sexes	53%
Women victims of homicide, 2013 percentage of total for both sexes	30%
Women researchers, 2012 percentage of total for both sexes	46%

Life expectancy (in years)	at birth	at 65
	2012	2012
Males	66.1	12.7
Females	76.1	16.8
Total fertility rate, 2011 average number of children per woman	1.5	
Adolescent fertility rate, 2011 number of live births per 1,000 women aged 15-19	28.0	
Mean age of women at birth of first child, 2010 age in years	25.8	

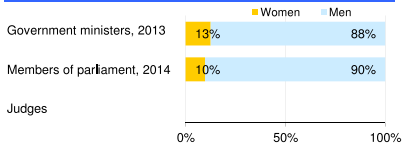
Women and men in selected occupation groups, 2012



Computer use by age and sex



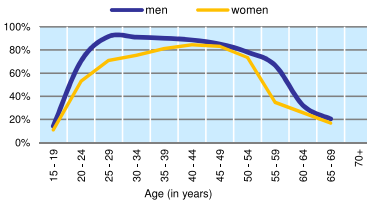
Women and men in public life



UKRAINE

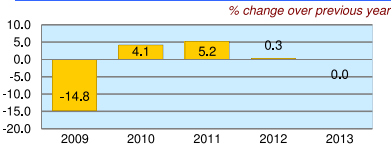
	2008	2009	2010	2011	2012	2013
Employment (% change over previous year)	0.3	-3.7	0.4	0.3	0.1	0.2
Unemployment rate (%)	6.4	8.8	8.1	7.9	7.5	7.2
Youth unemployment rate (%)	13.3	17.8	17.4	18.6	17.3	..

Economic activity rate, 2012

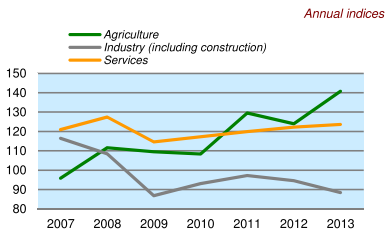


	% of GDP
Exports of goods and services, 2013	46.9
Imports of goods and services, 2013	55.4
External trade balance, 2013	-8.5

Real GDP growth rate



GDP in agriculture, industry, services (2005=100)



Forest resources

Area of forest percentage of land area, 2010	16.8
---	------

Road accidents

Persons injured in road accidents, 2012	37 503
Persons killed in road accidents, 2012	5 094

GDP at current prices

millions of US Dollars, PPP, 2013	399 755
millions of UAH, 2013	1 454 931

GDP at current prices, per capita

US Dollars, PPP, 2013	8 823
UAH, 2013	32 111

Final consumption expenditure at current prices, per capita

US Dollars, PPP, 2013	8 188
-----------------------	-------

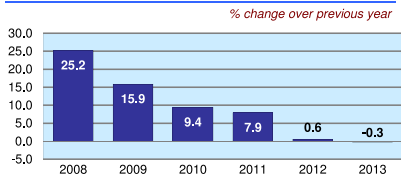
Purchasing Power Parity (PPP)

UAH per USD, US=1, 2013	3.640
-------------------------	-------

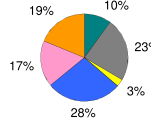
Exchange rate

Annual average, UAH per USD, 2013	7.993
-----------------------------------	-------

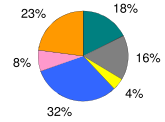
Consumer price index



GDP by major sectors, 2013



Employment in major sectors *, 2013



Transport infrastructure

Railways total length in kilometres, 2008	21 655
Motorways total length in kilometres, 2000	1 695

* Employment in ISIC Rev 4 categories A, B-E, F, G-J, K-N, O-U.