



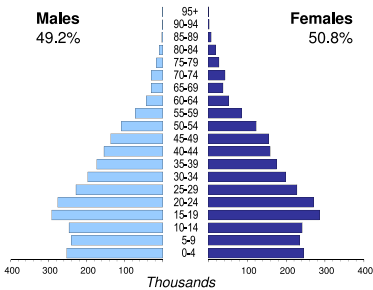
TURKMENISTAN

Capital (population in thsd, 2011)	Ashgabat (683)
Area (km²)	488 100
Total population (thsd, 2009)	5 097
Population density (per km²)	10
Official language(s)	Turkmen
National currency	Turkmen manat (TMM)
National statistical office	State Committee of Turkmenistan on Statistics www.stat.gov.tm

Time: UTC + 05:00



Population by age, 2009



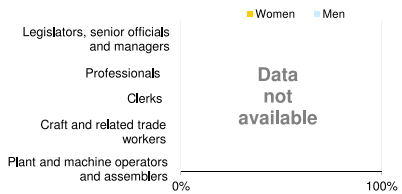
Life expectancy (in years)	at birth	at 65
	2006	..
Males	66.2	..
Females	72.9	..
Total fertility rate, 2006	average number of children per woman	2.6
Adolescent fertility rate, 2006	number of live births per 1,000 women aged 15-19	22.7
Mean age of women at birth of first child, 2006	age in years	24.6

Computer use by age and sex

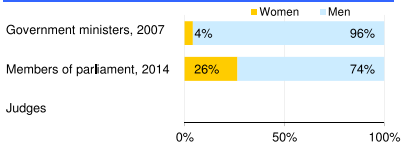


Women in the labour force, 2006	percentage of total for both sexes	53%
Gender pay gap	monthly earnings	..
	hourly wage	..
Women in part-time employment	percentage of total of women employed	..
Female tertiary students	percentage of total for both sexes	..
Women victims of homicide	percentage of total for both sexes	..
Women researchers	percentage of total for both sexes	..

Women and men in selected occupation groups



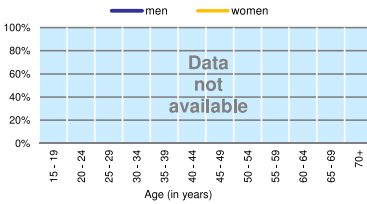
Women and men in public life



TURKMENISTAN

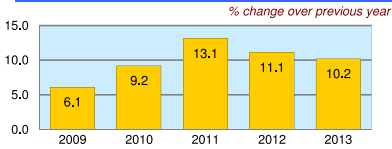
	2008	2009	2010	2011	2012	2013
Employment (% change over previous year)
Unemployment rate (%)
Youth unemployment rate (%)

Economic activity rate

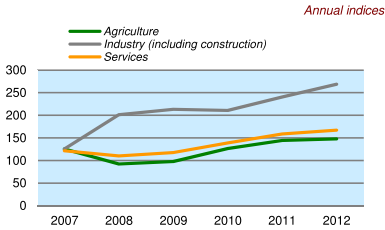


	% of GDP
Exports of goods and services	..
Imports of goods and services	..
External trade balance	..

Real GDP growth rate



GDP in agriculture, industry, services (2005=100)*



Forest resources

Area of forest percentage of land area, 2010	8.8
---	-----

Road accidents

Persons injured in road accidents, 2006	1 606
Persons killed in road accidents, 2007	702

GDP at current prices

millions of US Dollars, PPP, 2013	73 365
millions of TMM, 2013	119 275

GDP at current prices, per capita

US Dollars, PPP, 2013	14 001
TMM, 2013	22 762

Final consumption expenditure at current prices, per capita

US Dollars, PPP	..
-----------------	----

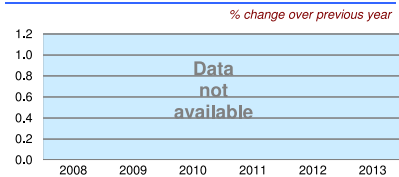
Purchasing Power Parity (PPP)

TMM per USD, US=1, 2013	1.626
-------------------------	-------

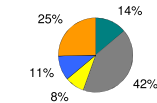
Exchange rate

Annual average, TMM per USD, 2013	2.850
-----------------------------------	-------

Consumer price index



GDP by major sectors 2012 *



Employment in major sectors



- Agriculture, hunting & forestry; fishing (ISIC 3.1 A-B)
- Manufacturing; mining & quarrying; energy (ISIC 3.1 C-E)
- Construction (ISIC 3.1 F)
- Wholesale & retail trade, repairs; hotels & restaurants; transport & communications (ISIC 3.1 G-I)
- Financial intermediation; real estate, renting & business activities (ISIC 3.1 J-K)
- Other service activities (ISIC 3.1 L-P)

Transport infrastructure

Railways total length in kilometres, 1999	2 446
Motorways total length in kilometres:	..

* Source: United Nations Statistics Division Database. GDP in Other service activities category corresponds to ISIC categories J to P.