



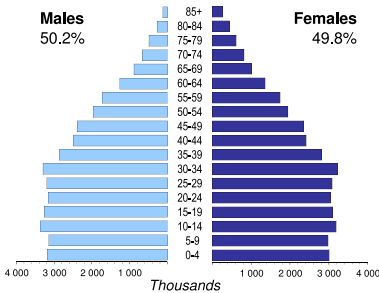
TURKEY

Capital (population in thsd, 2013)	Ankara (5 045)
Area (km²)	774 815
Total population (thousands, 2012)	75 176
Population density (per km²)	97
Official language(s)	Turkish
National currency	New Turkish lira (TRY)
National statistical office	Turkish Statistical Institute (TURKSTAT) www.turkstat.gov.tr

Time: UTC + 02:00



Population by age, 2012



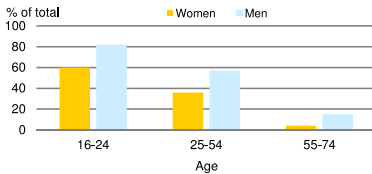
Life expectancy (in years)	at birth	
	2013	2013
Males	73.7	14.9
Females	79.4	18.5

Total fertility rate, 2012
average number of children per woman: 2.1

Adolescent fertility rate, 2012
number of live births per 1,000 women aged 15-19: 29.4

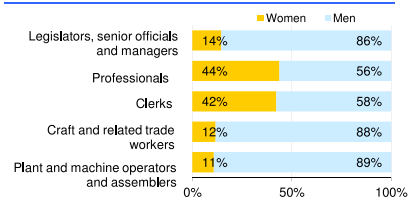
Mean age of women at birth of first child, 2010
age in years: 22.3

Computer use by age and sex, 2013

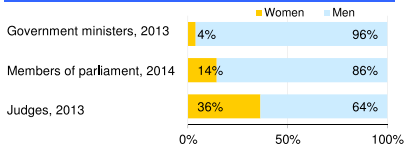


Women in the labour force, 2013 percentage of total for both sexes	31%
Gender pay gap monthly earnings hourly wage, 2010	.. 4%
Women in part-time employment, 2013 percentage of total of women employed	25%
Female tertiary students, 2011 percentage of total for both sexes	45%
Women victims of homicide, 2013 percentage of total for both sexes	20%
Women researchers, 2011 percentage of total for both sexes	36%

Women and men in selected occupation groups, 2013



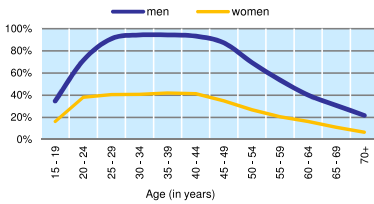
Women and men in public life



TURKEY

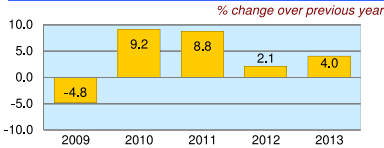
	2008	2009	2010	2011	2012	2013
Employment (% change over previous year)	2.2	0.4	6.2	6.7	3.0	2.8
Unemployment rate (%)	9.7	12.5	10.7	8.8	8.1	8.7
Youth unemployment rate (%)	18.5	22.8	19.7	22.8	15.7	16.9

Economic activity rate, 2013

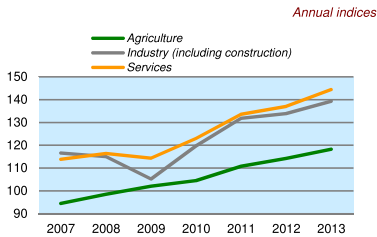


	% of GDP
Exports of goods and services, 2013	25.6
Imports of goods and services, 2013	32.2
External trade balance, 2013	-6.6

Real GDP growth rate



GDP in agriculture, industry, services (2005=100)



Forest resources

Area of forest percentage of land area, 2010	14.7
---	------

Road accidents

Persons injured in road accidents, 2012	268 079
Persons killed in road accidents, 2012	3 750

GDP at current prices

millions of US Dollars, PPP, 2013	1 425 224
millions of TRY, 2013	1 565 181

GDP at current prices, per capita

US Dollars, PPP, 2013	18 590
TRY, 2013	20 415

Final consumption expenditure at current prices, per capita

US Dollars, PPP, 2013	15 974
-----------------------	--------

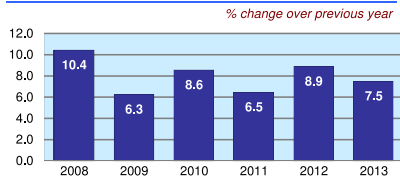
Purchasing Power Parity (PPP)

TRY per USD, US=1, 2013	1.098
-------------------------	-------

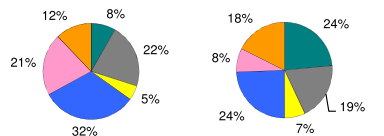
Exchange rate

Annual average, TRY per USD, 2013	1.908
-----------------------------------	-------

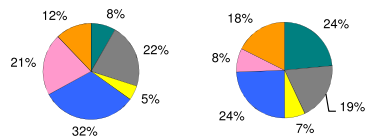
Consumer price index



GDP by major sectors, 2013



Employment in major sectors, 2013



- Agriculture, forestry and fishing (ISIC 4 A)
- Manufacturing, mining and quarrying, energy and water supply (ISIC 4 B-E)
- Construction (ISIC 4 F)
- Wholesale and retail trade, transportation, accommodation and food, communication activities (ISIC 4 G-J)
- Financial, insurance, real estate and other business service activities (ISIC 4 K-N)
- Public administration and defence, education, health and other service activities (ISIC 4 O-U)

Transport infrastructure

Railways total length in kilometres, 2012	9 642
Motorways total length in kilometres, 2012	2 127