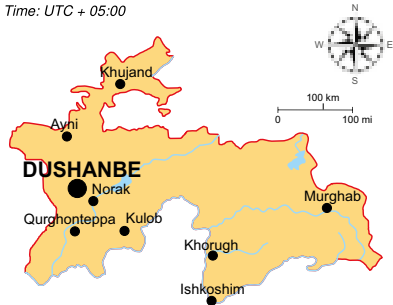




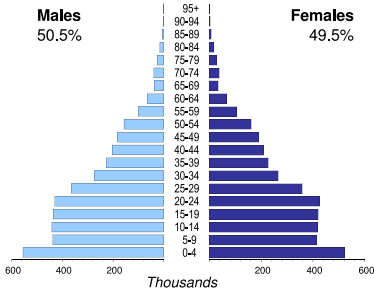
TAJIKISTAN

Capital (1 000 population, 2011)	Dushanbe (739)
Area (km²)	143 100
Total population (thousands, 2012)	7 897
Population density (per km²)	55
Official language(s)	Tajik
National currency	Tajik somoni (TJS)
National statistical office	Statistical Agency under the President of the Republic of Tajikistan
	www.stat.tj

Time: UTC + 05:00



Population by age, 2012



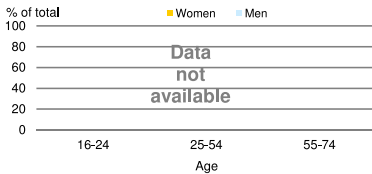
Life expectancy (in years)	at birth	
	2012	2012
Males	71.1	13.5
Females	74.6	15.1

Total fertility rate, 2013	3.8
average number of children per woman	

Adolescent fertility rate, 2012	54.0
number of live births per 1,000 women aged 15-19	

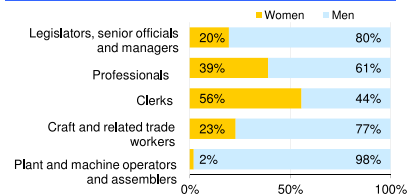
Mean age of women at birth of first child, 2009	23.6
age in years	

Computer use by age and sex

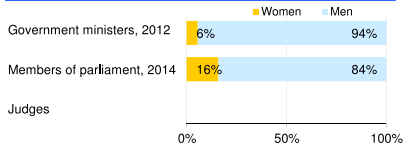


Women in the labour force, 2009	43%
percentage of total for both sexes	
Gender pay gap	51%
monthly earnings, 2011	
hourly wage	..
Women in part-time employment	..
percentage of total of women employed	
Female tertiary students, 2011	34%
percentage of total for both sexes	
Women victims of homicide, 2008	42%
percentage of total for both sexes	
Women researchers, 2012	20%
percentage of total for both sexes	

Women and men in selected occupation groups, 2009



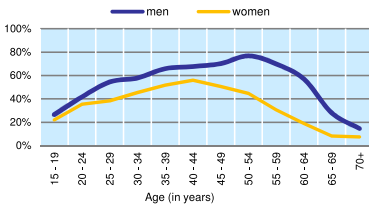
Women and men in public life



TAJKISTAN

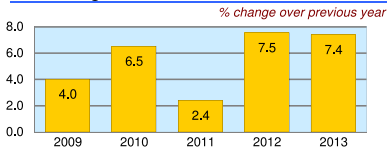
	2008	2009	2010	2011	2012	2013
Employment (% change over previous year)	0.4	2.4	1.0	0.7	1.9	0.7
Unemployment rate (%)	2.2	2.0	2.1	2.3	2.4	2.3
Youth unemployment rate (%)	..	16.7

Economic activity rate, 2009

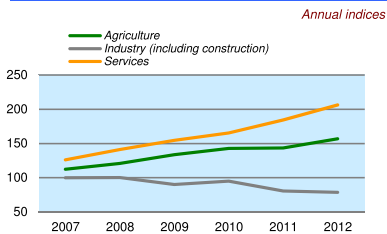


	% of GDP
Exports of goods and services, 2012	21.7
Imports of goods and services, 2012	69.4
External trade balance, 2012	-47.8

Real GDP growth rate



GDP in agriculture, industry, services (2005=100)



Forest resources

Area of forest percentage of land area, 2010	2.9
---	-----

Road accidents

Persons injured in road accidents, 2010	1 748
Persons killed in road accidents, 2012	441

GDP at current prices

millions of US Dollars, PPP, 2013	20 614
millions of TJS, 2013	40 525

GDP at current prices, per capita

US Dollars, PPP, 2013	2 511
TJS, 2013	4 937

Final consumption expenditure at current prices, per capita

US Dollars, PPP, 2012	2 680
-----------------------	-------

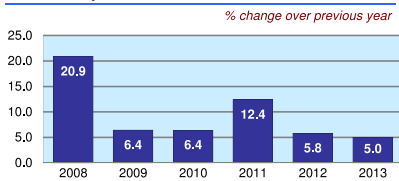
Purchasing Power Parity (PPP)

TJS per USD, US=1, 2013	1.966
-------------------------	-------

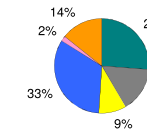
Exchange rate

Annual average, TJS per USD, 2013	4.764
-----------------------------------	-------

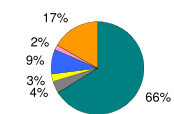
Consumer price index



GDP by major sectors, 2012



Employment in major sectors, 2013



- Agriculture, hunting & forestry; fishing (ISIC 3.1 A-B)
- Manufacturing; mining & quarrying; energy (ISIC 3.1 C-E)
- Construction (ISIC 3.1 F)
- Wholesale & retail trade, repairs; hotels & restaurants; transport & communications (ISIC 3.1 G-I)
- Financial intermediation; real estate, renting & business activities (ISIC 3.1 J-K)
- Other service activities (ISIC 3.1 L-P)

Transport infrastructure

Railways total length in kilometres, 1999	547
Motorways total length in kilometres:	..