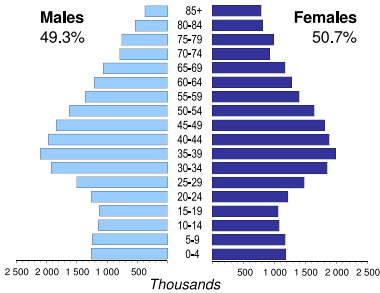




SPAIN

Capital (population in thsd, 2013)	Madrid (3 207)
Area (km²)	505 992
Total population (thsd, 2012)	46 773
Population density (per km²)	92
Official language(s)	Spanish
National currency	Euro (EUR)
National statistical office	National Institute of Statistics www.ine.es

Population by age, 2012



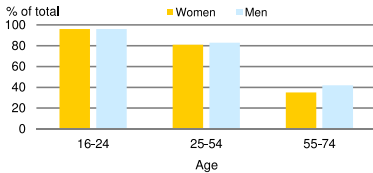
Life expectancy (in years)	at birth	
	2012	2012
Males	79.5	18.7
Females	85.5	22.8

Total fertility rate, 2012	1.3
average number of children per woman	

Adolescent fertility rate, 2012	9.0
number of live births per 1,000 women aged 15-19	

Mean age of women at birth of first child, 2010	29.8
age in years	

Computer use by age and sex, 2013

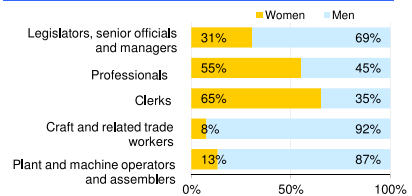


Time: UTC + 01:00

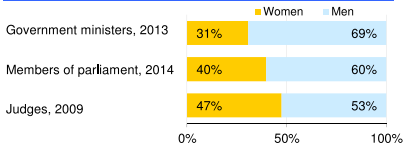


Women in the labour force, 2013	46%
percentage of total for both sexes	
Gender pay gap	23%
monthly earnings, 2011	
hourly wage, 2012	18%
Women in part-time employment, 2013	26%
percentage of total of women employed	
Female tertiary students, 2011	54%
percentage of total for both sexes	
Women victims of homicide, 2013	34%
percentage of total for both sexes	
Women researchers, 2011	39%
percentage of total for both sexes	

Women and men in selected occupation groups, 2013



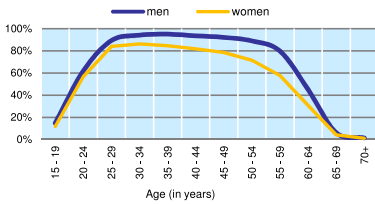
Women and men in public life



SPAIN

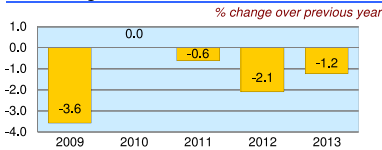
	2008	2009	2010	2011	2012	2013
Employment (% change over previous year)	-0.1	-6.5	-2.2	-1.9	-4.2	-3.0
Unemployment rate (%)	11.3	17.9	19.9	21.4	24.8	26.1
Youth unemployment rate (%)	24.5	37.7	41.5	46.2	52.9	55.5

Economic activity rate, 2013

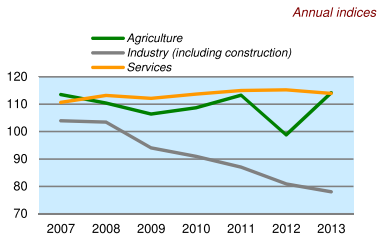


	% of GDP
Exports of goods and services, 2013	31.6
Imports of goods and services, 2013	28.1
External trade balance, 2013	3.4

Real GDP growth rate



GDP in agriculture, industry, services (2005=100)



Forest resources

Area of forest percentage of land area, 2010	36.4
---	------

Road accidents

Persons injured in road accidents, 2012	53 980
Persons killed in road accidents, 2012	1 442

GDP at current prices

millions of US Dollars, PPP, 2013	1 535 888
millions of EUR, 2013	1 049 181

GDP at current prices, per capita

US Dollars, PPP, 2013	33 449
EUR, 2013	22 849

Final consumption expenditure at current prices, per capita

US Dollars, PPP, 2013	25 968
-----------------------	--------

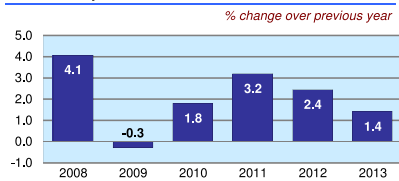
Purchasing Power Parity (PPP)

EUR per USD, US=1, 2013	0.683
-------------------------	-------

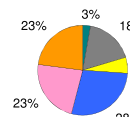
Exchange rate

Annual average, EUR per USD, 2013	0.753
-----------------------------------	-------

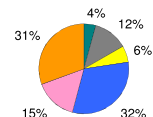
Consumer price index



GDP by major sectors, 2013



Employment in major sectors, 2013



- Agriculture, forestry and fishing (ISIC 4 A)
- Manufacturing, mining and quarrying, energy and water supply (ISIC 4 B-E)
- Construction (ISIC 4 F)
- Wholesale and retail trade, transportation, accommodation and food, communication activities (ISIC 4 G-J)
- Financial, insurance, real estate and other business service activities (ISIC 4 K-N)
- Public administration and defence, education, health and other service activities (ISIC 4 O-U)

Transport infrastructure

Railways total length in kilometres, 2012	13 976
Motorways total length in kilometres, 2012	14 701