

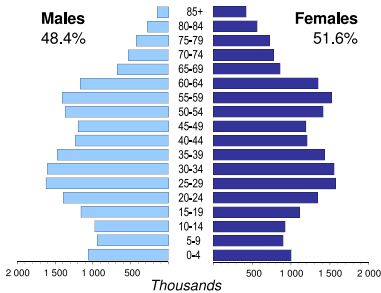


POLAND

Capital (population in thsd, 2013)	Warsaw (1 724)
Area (km²)	312 685
Total population (thsd, 2012)	38 536
Population density (per km²)	123
Official language(s)	Polish
National currency	Polish złoty (PLN)
National statistical office	

Central Statistical Office of Poland
www.stat.gov.pl

Population by age, 2012



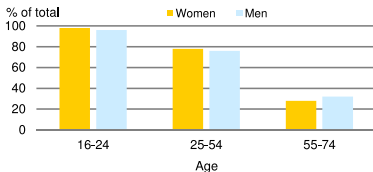
Life expectancy (in years)	at birth		at 65	
	2012	2012	2012	2012
Males		72.7		15.4
Females		81.1		19.9

Total fertility rate, 2012
 average number of children per woman: 1.3

Adolescent fertility rate, 2012
 number of live births per 1,000 women aged 15-19: 14.1

Mean age of women at birth of first child, 2011
 age in years: 26.9

Computer use by age and sex, 2013

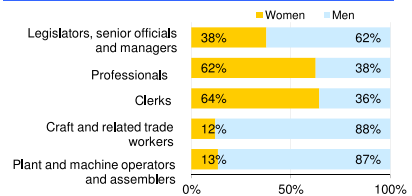


Time: UTC + 01:00

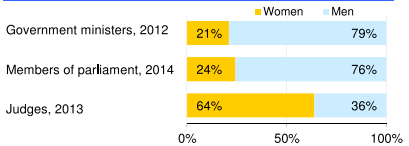


Women in the labour force, 2013 percentage of total for both sexes	45%
Gender pay gap monthly earnings, 2012	17%
hourly wage, 2012	6%
Women in part-time employment, 2013 percentage of total of women employed	11%
Female tertiary students, 2011 percentage of total for both sexes	60%
Women victims of homicide percentage of total for both sexes	..
Women researchers, 2011 percentage of total for both sexes	39%

Women and men in selected occupation groups, 2013



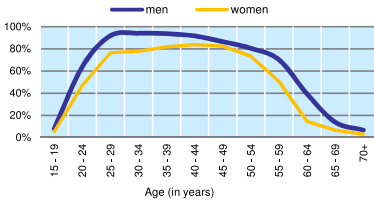
Women and men in public life



POLAND

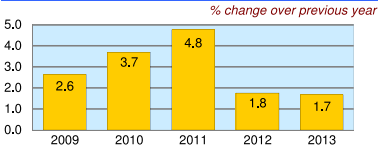
	2008	2009	2010	2011	2012	2013
Employment (% change over previous year)	3.8	0.4	-2.7	0.6	0.1	-0.1
Unemployment rate (%)	7.1	8.1	9.7	9.7	10.1	10.3
Youth unemployment rate (%)	17.3	20.6	23.7	25.8	26.5	27.3

Economic activity rate, 2013

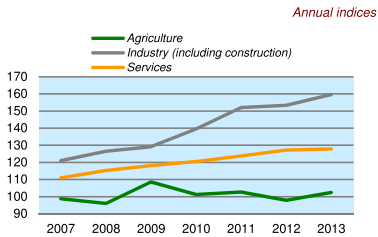


	% of GDP
Exports of goods and services, 2013	46.1
Imports of goods and services, 2013	44.2
External trade balance, 2013	1.9

Real GDP growth rate



GDP in agriculture, industry, services (2005=100)



Forest resources

Area of forest percentage of land area, 2010	30.5
---	------

Road accidents

Persons injured in road accidents, 2012	45 792
Persons killed in road accidents, 2012	3 577

GDP at current prices

millions of US Dollars, PPP, 2013	911 217
millions of PLN, 2013	1 662 052

GDP at current prices, per capita

US Dollars, PPP, 2013	23 667
PLN, 2013	43 167

Final consumption expenditure at current prices, per capita

US Dollars, PPP, 2013	18 704
-----------------------	--------

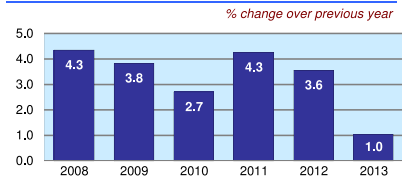
Purchasing Power Parity (PPP)

PLN per USD, US=1, 2013	1.824
-------------------------	-------

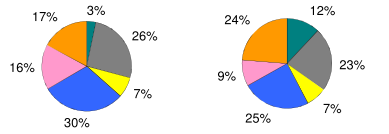
Exchange rate

Annual average, PLN per USD, 2013	3.161
-----------------------------------	-------

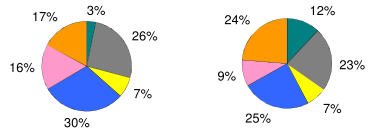
Consumer price index



GDP by major sectors, 2013



Employment in major sectors, 2013



- Agriculture, forestry and fishing (ISIC 4 A)
- Manufacturing, mining and quarrying, energy and water supply (ISIC 4 B-E)
- Construction (ISIC 4 F)
- Wholesale and retail trade, transportation, accommodation and food, communication activities (ISIC 4 G-J)
- Financial, insurance, real estate and other business service activities (ISIC 4 K-N)
- Public administration and defence, education, health and other service activities (ISIC 4 O-U)

Transport infrastructure

Railways total length in kilometres, 2012	20 094
Motorways total length in kilometres, 2012	1 365