

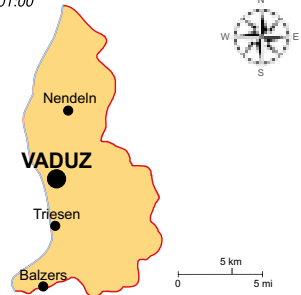


LIECHTENSTEIN

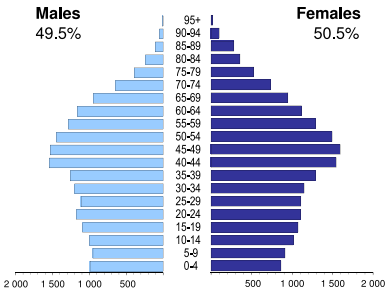
Capital (population in thsd, 2013)	Vaduz (5)
Area (km ²)	160
Total population (thsd, 2013)	37
Population density (per km ²)	230
Official language(s)	German
National currency	Swiss franc (CHF)
National statistical office	

Office of Statistics Liechtenstein
www.as.li.li

Time: UTC + 01:00



Population by age, 2012



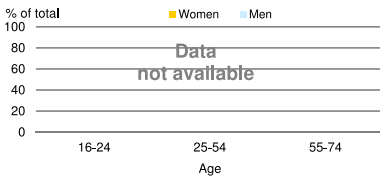
Life expectancy (in years)	at birth	at 65
	2012	2012
Males	79.7	18.8
Females	85.2	23.5

Total fertility rate, 2012	1.5
average number of children per woman	

Adolescent fertility rate, 2012	0.0
number of live births per 1,000 women aged 15-19	

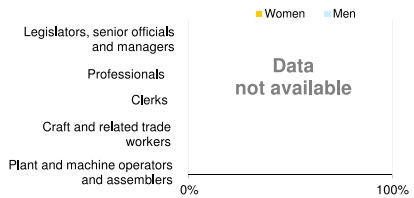
Mean age of women at birth of first child	32.4
age in years	

Computer use by age and sex

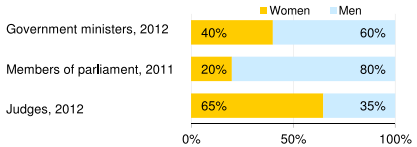


Women in the labour force, 2013	44%
percentage of total for both sexes	
Gender pay gap	20%
monthly earnings, 2008	
hourly wage	..
Women in part-time employment, 2012	51%
percentage of total of women employed	
Female tertiary students, 2012	32%
percentage of total for both sexes	
Women victims of homicide, 2012	0%
percentage of total for both sexes	
Women researchers	..
percentage of total for both sexes	

Women and men in selected occupation groups



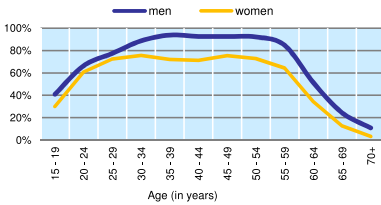
Women and men in public life



LIECHTENSTEIN

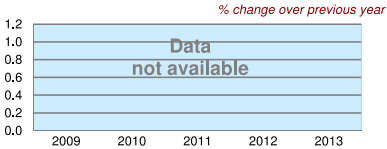
	2008	2009	2010	2011	2012	2013
Employment (% change over previous year)	1.1	-0.6	0.8	3.6	0.6	1.1
Unemployment rate (%)	2.3	3.0	2.2	2.3	2.4	2.5
Youth unemployment rate (%)	3.3	4.0	3.4	2.7	2.7	2.8

Economic activity rate, 2013

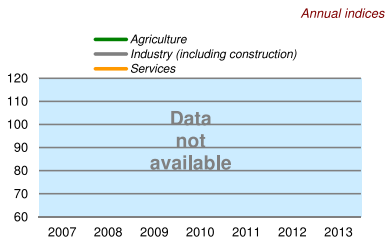


	% of GDP
Exports of goods and services	..
Imports of goods and services	..
External trade balance	..

Real GDP growth rate



GDP in agriculture, industry, services (2005=100)



Forest resources

Area of forest	
percentage of land area, 2011	43.1

Road accidents

Persons injured	
in road accidents, 2013	111
Persons killed	
in road accidents, 2013	2

GDP at current prices

millions of US Dollars, PPP, 2012	3 625
millions of CHF, 2012	5 144

GDP at current prices, per capita

US Dollars, PPP, 2012	98 385
CHF, 2012	139 638

Final consumption expenditure at current prices, per capita

US Dollars, PPP	..
-----------------	----

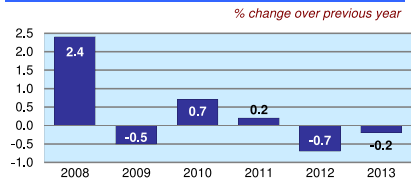
Purchasing Power Parity (PPP)

CHF per USD, US=1, 2013	1.390
-------------------------	-------

Exchange rate

Annual average, CHF per USD, 2013	0.927
-----------------------------------	-------

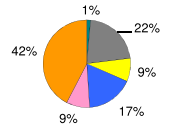
Consumer price index



GDP by major sectors



Employment in major sectors, 2012



- Agriculture, forestry and fishing (ISIC 4 A)
- Manufacturing, mining and quarrying, energy and water supply (ISIC 4 B-E)
- Construction (ISIC 4 F)
- Wholesale and retail trade, transportation, accommodation and food, communication activities (ISIC 4 G-J)
- Financial, insurance, real estate and other business service activities (ISIC 4 K-N)
- Public administration and defence, education, health and other serv' activities (ISIC 4 O-U)

Transport infrastructure

Railways	
total length in kilometres, 2013	9
Motorways	
total length in kilometres, 2013	0