



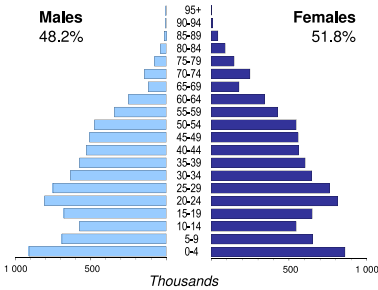
KAZAKHSTAN

Capital (population, 2014)	Astana (814)
Area (km ²)	2 724 900
Total population (thousands, 2012)	16 791
Population density (per km ²)	6
Official language(s)	Kazakh
National currency	Kazakh tengue (KZT)
National statistical office	Agency of Statistics of the Republic of Kazakhstan http://www.stat.gov.kz

Time: UTC + 05:00

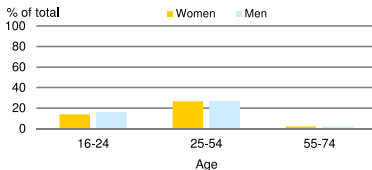


Population by age, 2012



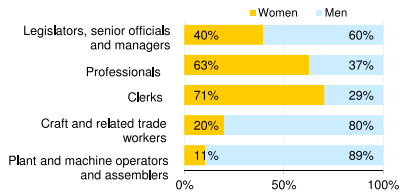
Life expectancy (in years)	at birth	at 65
	2010	2010
Males	63.7	11.9
Females	73.5	15.6
Total fertility rate, 2012	2.6	
average number of children per woman		
Adolescent fertility rate, 2012	31.3	
number of live births per 1,000 women aged 15-19		
Mean age of women at birth of first child, 2011	25.0	
age in years		

Computer use by age and sex, 2010

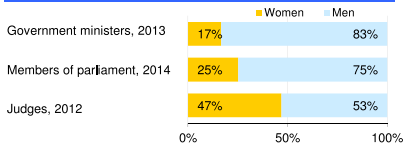


Women in the labour force, 2013	49%
percentage of total for both sexes	
Gender pay gap	7%
monthly earnings, 2012	
hourly wage	..
Women in part-time employment, 2012	15%
percentage of total of women employed	
Female tertiary students, 2011	58%
percentage of total for both sexes	
Women victims of homicide, 2013	25%
percentage of total for both sexes	
Women researchers, 2012	50%
percentage of total for both sexes	

Women and men in selected occupation groups, 2012



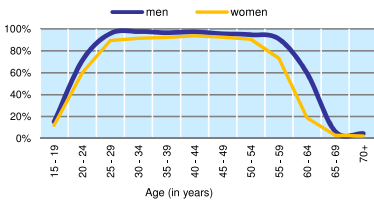
Women and men in public life



KAZAKHSTAN

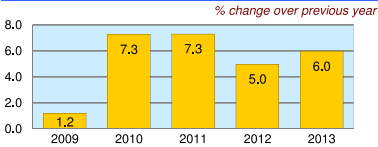
	2008	2009	2010	2011	2012	2013
Employment (% change over previous year)	3.0	0.6	2.7	2.3	2.5	0.7
Unemployment rate (%)	6.6	6.6	5.8	5.4	5.3	5.2
Youth unemployment rate (%)	7.4	6.7	5.2	4.6	3.9	3.9

Economic activity rate, 2013

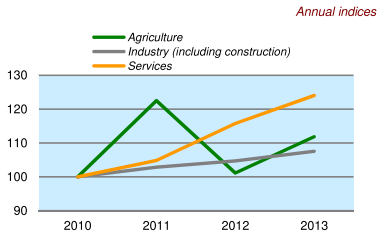


	% of GDP
Exports of goods and services, 2013	39.5
Imports of goods and services, 2013	27.6
External trade balance, 2013	11.9

Real GDP growth rate



GDP in agriculture, industry, services (2010=100)



Forest resources

Area of forest percentage of land area, 2010	1.2
---	-----

Road accidents

Persons injured in road accidents, 2012	17 488
Persons killed in road accidents, 2012	3 022

GDP at current prices

millions of US Dollars, PPP, 2013	395 366
millions of KZT, 2013	34 140 040

GDP at current prices, per capita

US Dollars, PPP, 2013	23 209
KZT, 2013	2 004 079

Final consumption expenditure at current prices, per capita

US Dollars, PPP, 2013	13 600
-----------------------	--------

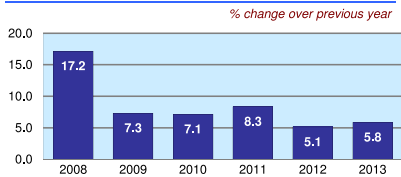
Purchasing Power Parity (PPP)

KZT per USD, US=1, 2013	86.350
-------------------------	--------

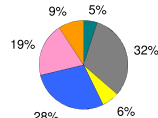
Exchange rate

Annual average, KZT per USD, 2013	152.360
-----------------------------------	---------

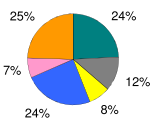
Consumer price index



GDP by major sectors, 2013



Employment in major sectors, 2013



- Agriculture, forestry and fishing (ISIC 4 A)
- Manufacturing, mining and quarrying, energy and water supply (ISIC 4 B-E)
- Construction (ISIC 4 F)
- Wholesale and retail trade, transportation, accommodation and food, communication activities (ISIC 4 G-J)
- Financial, insurance, real estate and other business service activities (ISIC 4 K-N)
- Public administration and defence, education, health and other service activities (ISIC 4 O-U)

Transport infrastructure

Railways total length in kilometres, 2007	14 205
Motorways total length in kilometres	..