



# GERMANY

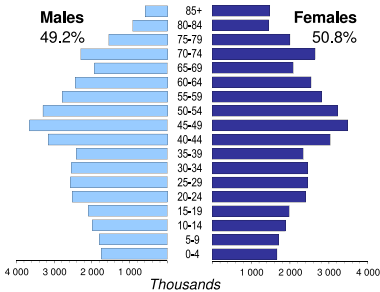
<b>Capital (population in thsd, 2013)</b>	Berlin (3 375)
<b>Area (km<sup>2</sup>)</b>	357 030
<b>Total population (thsd, 2012)</b>	81 932
<b>Population density (per km<sup>2</sup>)</b>	229
<b>Official language(s)</b>	German
<b>National currency</b>	Euro (EUR)
<b>National statistical office</b>	Federal Statistical Office

Federal Statistical Office  
[www.destatis.de](http://www.destatis.de)

Time: UTC + 01:00



## Population by age, 2012



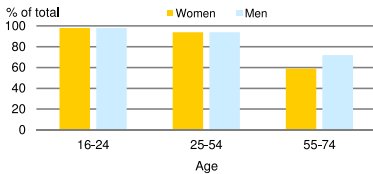
Life expectancy (in years)	at birth		at 65	
	2012	2012	2012	2012
Males	78.6	18.2		
Females	83.3	21.2		

**Total fertility rate, 2012**  
 average number of children per woman: 1.4

**Adolescent fertility rate, 2012**  
 number of live births per 1,000 women aged 15-19: 8.0

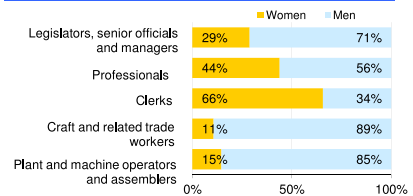
**Mean age of women at birth of first child, 2012**  
 age in years: 29.2

## Computer use by age and sex, 2013

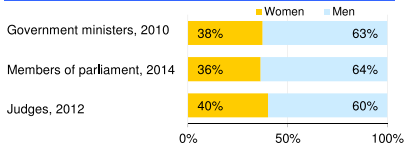


<b>Women in the labour force, 2013</b> percentage of total for both sexes	46%
<b>Gender pay gap</b> monthly earnings, 2010	21%
hourly wage, 2012	22%
<b>Women in part-time employment, 2013</b> percentage of total of women employed	46%
<b>Female tertiary students, 2011</b> percentage of total for both sexes	50%
<b>Women victims of homicide, 2012</b> percentage of total for both sexes	32%
<b>Women researchers, 2011</b> percentage of total for both sexes	27%

## Women and men in selected occupation groups, 2013



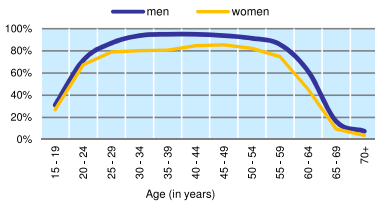
## Women and men in public life



# GERMANY

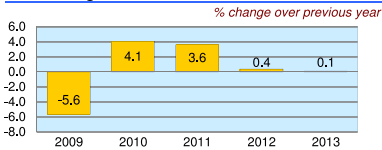
	2008	2009	2010	2011	2012	2013
Employment (% change over previous year)	1.2	0.1	0.5	1.4	1.1	0.6
Unemployment rate (%)	7.5	7.8	7.1	5.9	5.5	5.3
Youth unemployment rate (%)	10.6	11.2	9.9	8.6	8.1	7.9

## Economic activity rate, 2013

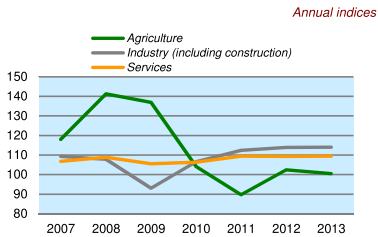


	% of GDP
Exports of goods and services, 2013	45.6
Imports of goods and services, 2013	39.8
External trade balance, 2013	5.8

## Real GDP growth rate



## GDP in agriculture, industry, services (2005=100)



## Forest resources

Area of forest percentage of land area, 2010	31.8
-------------------------------------------------	------

## Road accidents

Persons injured in road accidents, 2012	299 637
Persons killed in road accidents, 2012	3 600

## GDP at current prices

millions of US Dollars, PPP, 2013	3 585 206
millions of EUR, 2013	2 809 480

## GDP at current prices, per capita

US Dollars, PPP, 2013	43 667
EUR, 2013	34 219

## Final consumption expenditure at current prices, per capita

US Dollars, PPP, 2013	32 837
-----------------------	--------

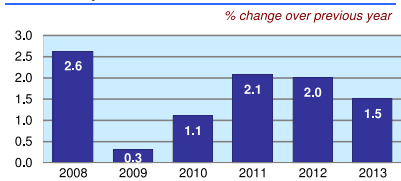
## Purchasing Power Parity (PPP)

EUR per USD, US=1, 2013	0.784
-------------------------	-------

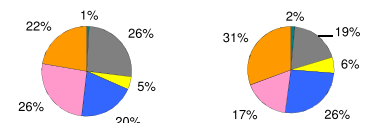
## Exchange rate

Annual average, EUR per USD, 2013	0.753
-----------------------------------	-------

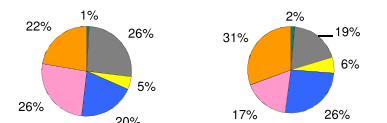
## Consumer price index



## GDP by major sectors, 2013



## Employment in major sectors, 2013



- Agriculture, forestry and fishing (ISIC 4 A)
- Manufacturing, mining and quarrying, energy and water supply (ISIC 4 B-E)
- Construction (ISIC 4 F)
- Wholesale and retail trade, transportation, accommodation and food, communication activities (ISIC 4 G-J)
- Financial, insurance, real estate and other business service activities (ISIC 4 K-N)
- Public administration and defence, education, health and other service activities (ISIC 4 O-U)

## Transport infrastructure

Railways total length in kilometres, 2012	41 427
Motorways total length in kilometres, 2012	12 879