

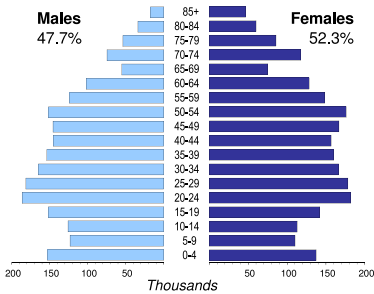


GEORGIA

Capital (population in thsd, 2014)	Tbilisi (1 175)
Area (km²)	69 700
Total population (thsd, 2012)	4 491
Population density (per km²)	64
Official language(s)	Georgian
National currency	Georgian Lari (GEL)
National statistical office	National Statistics Office of Georgia

www.geostat.ge

Population by age, 2012



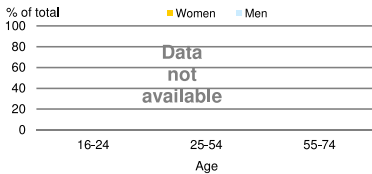
Life expectancy (in years)	at birth		at 65
	2011
Males	70.1
Females	78.6

Total fertility rate, 2012	1.7
average number of children per woman	

Adolescent fertility rate, 2012	39.9
number of live births per 1,000 women aged 15-19	

Mean age of women at birth of first child, 2011	24.0
age in years	

Computer use by age and sex

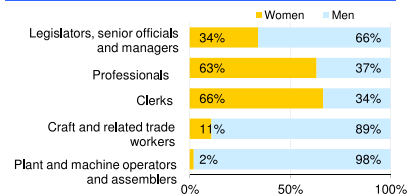


Time: UTC + 03:00

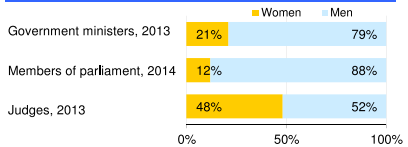


Women in the labour force, 2012	47%
percentage of total for both sexes	
Gender pay gap	40%
monthly earnings, 2012	
hourly wage	..
Women in part-time employment, 2012	2%
percentage of total of women employed	
Female tertiary students, 2010	54%
percentage of total for both sexes	
Women victims of homicide, 2013	17%
percentage of total for both sexes	
Women researchers, 2005	32%
percentage of total for both sexes	

Women and men in selected occupation groups, 2007



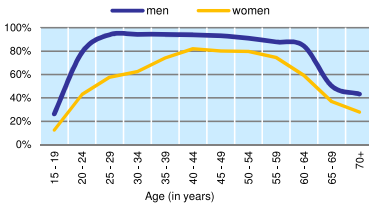
Women and men in public life



GEORGIA

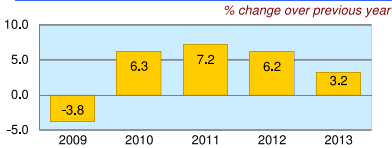
	2008	2009	2010	2011	2012	2013
Employment (% change over previous year)	-6.0	3.4	-1.7	2.2	3.6	-0.7
Unemployment rate (%)	16.5	16.9	16.3	15.1	15.0	14.6
Youth unemployment rate (%)	35.5	38.7	36.4	35.6	33.3	35.6

Economic activity rate, 2012

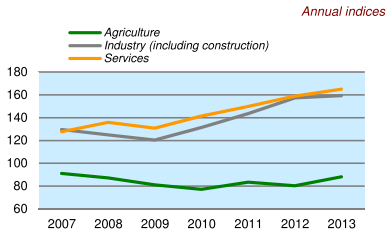


	% of GDP
Exports of goods and services, 2013	44.7
Imports of goods and services, 2013	57.7
External trade balance, 2013	-13.0

Real GDP growth rate



GDP in agriculture, industry, services (2005=100)



Forest resources

Area of forest percentage of land area, 2010	39.5
---	------

Road accidents

Persons injured in road accidents, 2012	7 734
Persons killed in road accidents, 2012	605

GDP at current prices

millions of US Dollars, PPP, 2013	32 075
millions of GEL, 2013	26 825

GDP at current prices, per capita

US Dollars, PPP, 2013	7 148
GEL, 2013	5 978

Final consumption expenditure at current prices, per capita

US Dollars, PPP, 2013	6 271
-----------------------	-------

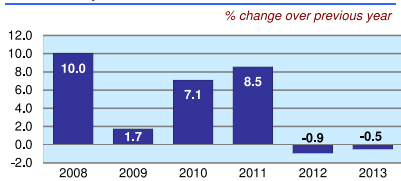
Purchasing Power Parity (PPP)

GEL per USD, US=1, 2013	0.836
-------------------------	-------

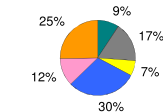
Exchange rate

Annual average, GEL per USD, 2013	1.666
-----------------------------------	-------

Consumer price index



GDP by major sectors, 2013



Employment in major sectors



- Agriculture, hunting & forestry; fishing (ISIC 3.1 A-B)
- Manufacturing; mining & quarrying; energy (ISIC 3.1 C-E)
- Construction (ISIC 3.1 F)
- Wholesale & retail trade, repairs; hotels & restaurants; transport & communications (ISIC 3.1 G-I)
- Financial intermediation; real estate, renting & business activities (ISIC 3.1 J-K)
- Other service activities (ISIC 3.1 L-P)

Transport infrastructure

Railways total length in kilometres, 2008	1 559
Motorways total length in kilometres	..