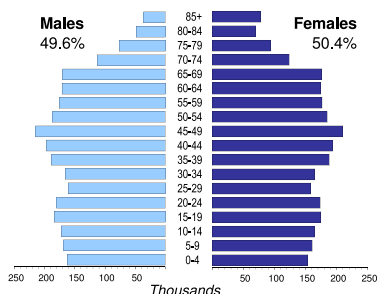




# DENMARK

<b>Capital (population in thsd, 2014)</b>	Copenhagen (569)
<b>Area (km<sup>2</sup>)</b>	43 094
<b>Total population (thsd, 2012)</b>	5 592
<b>Population density (per km<sup>2</sup>)</b>	130
<b>Official language(s)</b>	Danish
<b>National currency</b>	Danish krone (DKK)
<b>National statistical office</b>	Statistics Denmark <a href="http://www.dst.dk">www.dst.dk</a>

## Population by age, 2012



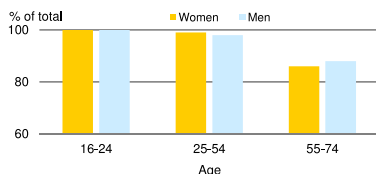
Life expectancy (in years)	at birth		at 65	
	2012	2012	2012	2012
Males	78.1	17.5		
Females	82.1	20.2		

**Total fertility rate, 2012**  
average number of children per woman: 1.7

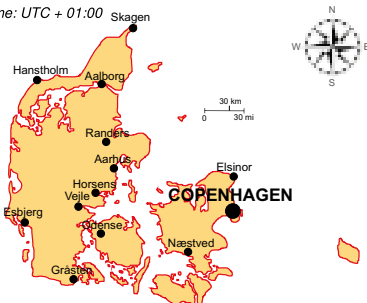
**Adolescent fertility rate, 2012**  
number of live births per 1,000 women aged 15-19: 4.4

**Mean age of women at birth of first child, 2012**  
age in years: 29.1

## Computer use by age and sex, 2013

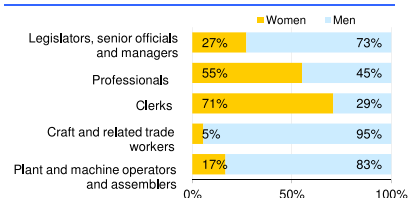


Time: UTC + 01:00

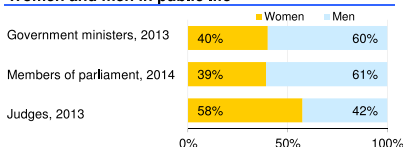


<b>Women in the labour force, 2013</b> percentage of total for both sexes	48%
<b>Gender pay gap</b> monthly earnings, 2010 hourly wage, 2012	20% 15%
<b>Women in part-time employment, 2013</b> percentage of total of women employed	36%
<b>Female tertiary students, 2011</b> percentage of total for both sexes	57%
<b>Women victims of homicide, 2012</b> percentage of total for both sexes	34%
<b>Women researchers, 2011</b> percentage of total for both sexes	33%

## Women and men in selected occupation groups, 2013



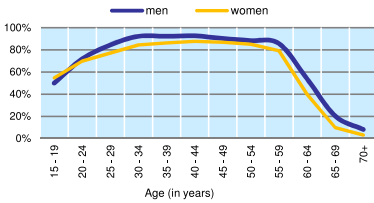
## Women and men in public life



# DENMARK

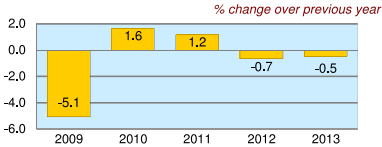
	2008	2009	2010	2011	2012	2013
Employment (% change over previous year)	1.7	-3.4	-2.5	-0.2	-0.3	0.2
Unemployment rate (%)	3.5	6.0	7.5	7.6	7.5	7.0
Youth unemployment rate (%)	8.0	11.8	14.0	14.2	14.1	13.1

## Economic activity rate, 2013

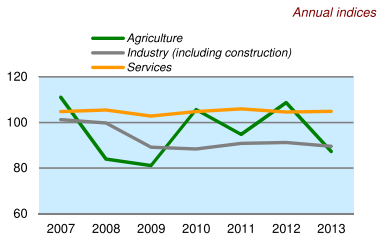


	% of GDP
Exports of goods and services, 2013	54.3
Imports of goods and services, 2013	48.5
External trade balance, 2013	5.7

## Real GDP growth rate



## GDP in agriculture, industry, services (2005=100)



## Forest resources

Area of forest percentage of land area, 2010	12.8
---	------

## Road accidents

Persons injured in road accidents, 2012	3 611
Persons killed in road accidents, 2012	167

## GDP at current prices

millions of US Dollars, PPP, 2013	243 885
millions of DKK, 2013	1 886 393

## GDP at current prices, per capita

US Dollars, PPP, 2013	43 458
DKK, 2013	336 136

## Final consumption expenditure at current prices, per capita

US Dollars, PPP, 2013	32 813
-----------------------	--------

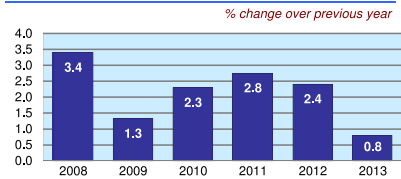
## Purchasing Power Parity (PPP)

DKK per USD, US=1, 2013	7.735
-------------------------	-------

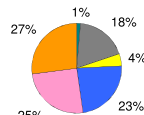
## Exchange rate

Annual average, DKK per USD, 2013	5.615
-----------------------------------	-------

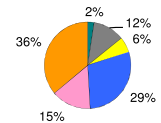
## Consumer price index



## GDP by major sectors, 2013



## Employment in major sectors, 2013



- Agriculture, forestry and fishing (ISIC 4 A)
- Manufacturing, mining and quarrying, energy and water supply (ISIC 4 B-E)
- Construction (ISIC 4 F)
- Wholesale and retail trade, transportation, accommodation and food, communication activities (ISIC 4 G-J)
- Financial, insurance, real estate and other business service activities (ISIC 4 K-N)
- Public administration and defence, education, health and other service activities (ISIC 4 O-U)

## Transport infrastructure

<b>Railways</b> total length in kilometres, 2008	3 181
<b>Motorways</b> total length in kilometres, 2008	1 128