

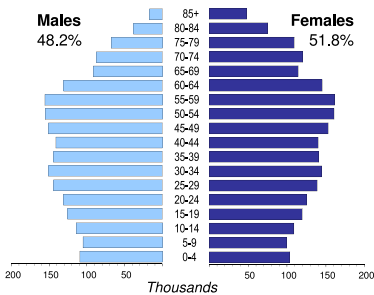


CROATIA

| | |
|---|-------------------------------|
| Capital (population in thsd, 2013) | Zagreb (795) |
| Area (km ²) | 56 542 |
| Total population (thsd, 2012) | 4 269 |
| Population density (per km ²) | 76 |
| Official language(s) | Croatian |
| National currency | Croatian kuna (HRK) |
| National statistical office | Croatian Bureau of Statistics |

Croatian Bureau of Statistics
www.dzs.hr

Population by age, 2012



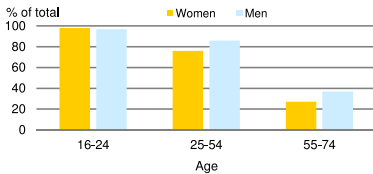
| Life expectancy (in years) | at birth | |
|----------------------------|----------|------|
| | 2012 | 2012 |
| Males | 73.9 | 15.0 |
| Females | 80.6 | 18.7 |

| | |
|--------------------------------------|-----|
| Total fertility rate, 2012 | 1.5 |
| average number of children per woman | |

| | |
|--|------|
| Adolescent fertility rate, 2012 | 11.4 |
| number of live births per 1,000 women aged 15-19 | |

| | |
|---|------|
| Mean age of women at birth of first child, 2011 | 27.9 |
| age in years | |

Computer use by age and sex, 2013

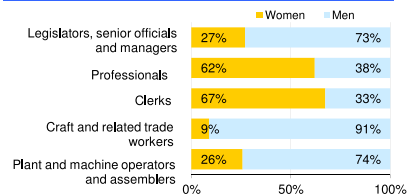


Time: UTC + 01:00

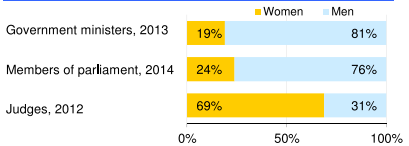


| | |
|---------------------------------------|-----|
| Women in the labour force, 2013 | 46% |
| percentage of total for both sexes | |
| Gender pay gap | |
| monthly earnings, 2011 | 10% |
| hourly wage | .. |
| Women in part-time employment, 2013 | 9% |
| percentage of total of women employed | |
| Female tertiary students, 2011 | 57% |
| percentage of total for both sexes | |
| Women victims of homicide, 2013 | 48% |
| percentage of total for both sexes | |
| Women researchers, 2011 | 47% |
| percentage of total for both sexes | |

Women and men in selected occupation groups, 2013



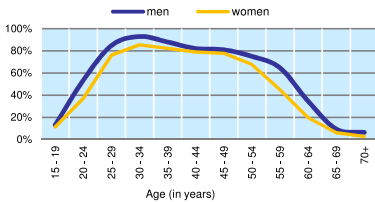
Women and men in public life



CROATIA

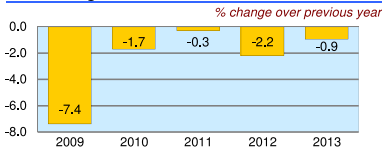
| | 2008 | 2009 | 2010 | 2011 | 2012 | 2013 |
|--|------|------|------|------|------|------|
| Employment (% change over previous year) | 3.1 | -1.8 | -5.1 | -2.4 | -3.9 | -1.0 |
| Unemployment rate (%) | 8.4 | 9.1 | 11.8 | 13.5 | 15.9 | 17.2 |
| Youth unemployment rate (%) | 21.9 | 25.1 | 32.6 | 36.1 | 43.0 | 50.0 |

Economic activity rate, 2013

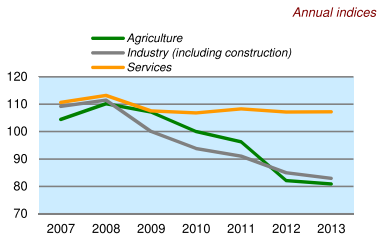


| | % of GDP |
|-------------------------------------|----------|
| Exports of goods and services, 2013 | 42.9 |
| Imports of goods and services, 2013 | 42.5 |
| External trade balance, 2013 | 0.5 |

Real GDP growth rate



GDP in agriculture, industry, services (2005=100)



Forest resources

| | |
|---|------|
| Area of forest percentage of land area, 2010 | 34.3 |
|---|------|

Road accidents

| | |
|--|--------|
| Persons injured in road accidents, 2012 | 16 010 |
| Persons killed in road accidents, 2012 | 393 |

GDP at current prices

| | |
|-----------------------------------|---------|
| millions of US Dollars, PPP, 2013 | 89 409 |
| millions of HRK, 2013 | 330 136 |

GDP at current prices, per capita

| | |
|-----------------------|--------|
| US Dollars, PPP, 2013 | 21 024 |
| HRK, 2013 | 77 630 |

Final consumption expenditure at current prices, per capita

| | |
|-----------------------|--------|
| US Dollars, PPP, 2013 | 16 962 |
|-----------------------|--------|

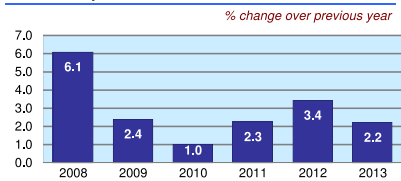
Purchasing Power Parity (PPP)

| | |
|-------------------------|-------|
| HRK per USD, US=1, 2013 | 3.692 |
|-------------------------|-------|

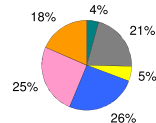
Exchange rate

| | |
|-----------------------------------|-------|
| Annual average, HRK per USD, 2013 | 5.706 |
|-----------------------------------|-------|

Consumer price index



GDP by major sectors, 2013



Employment in major sectors



- Agriculture, forestry and fishing (ISIC 4 A)
- Manufacturing, mining and quarrying, energy and water supply (ISIC 4 B-E)
- Construction (ISIC 4 F)
- Wholesale and retail trade, transportation, accommodation and food, communication activities (ISIC 4 G-J)
- Financial, insurance, real estate and other business service activities (ISIC 4 K-N)
- Public administration and defence, education, health and other service activities (ISIC 4 O-U)

Transport infrastructure

| | |
|---|-------|
| Railways total length in kilometres, 2012 | 2 722 |
| Motorways total length in kilometres, 2012 | 1 254 |