

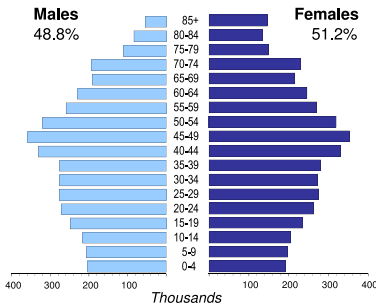


# AUSTRIA

Capital (population in thsd, 2013)	Vienna (1 754)
Area (km <sup>2</sup> )	83 858
Total population (thsd, 2012)	8 430
Population density (per km <sup>2</sup> )	101
Official language(s)	German
National currency	Euro (EUR)
National statistical office	

Statistics Austria  
[www.statistik.at](http://www.statistik.at)

## Population by age, 2012



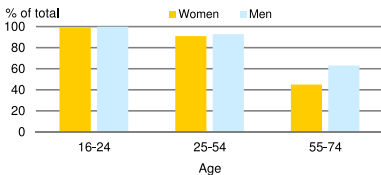
	at birth	
	2012	2012
Males	78.4	18.1
Females	83.6	21.3

Total fertility rate, 2012	1.4
average number of children per woman	

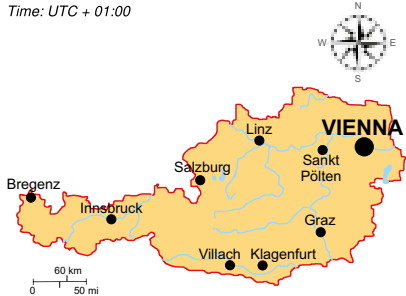
Adolescent fertility rate, 2012	8.6
number of live births per 1,000 women aged 15-19	

Mean age of women at birth of first child, 2011	28.5
age in years	

## Computer use by age and sex, 2013

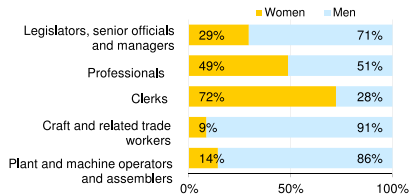


Time: UTC + 01:00

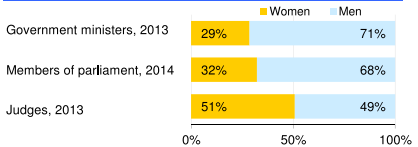


Women in the labour force, 2013	47%
percentage of total for both sexes	
Gender pay gap	
monthly earnings, 2012	36%
hourly wage, 2012	23%
Women in part-time employment, 2013	
percentage of total of women employed	45%
Female tertiary students, 2011	
percentage of total for both sexes	53%
Women victims of homicide, 2012	
percentage of total for both sexes	40%
Women researchers, 2011	
percentage of total for both sexes	29%

## Women and men in selected occupation groups, 2013



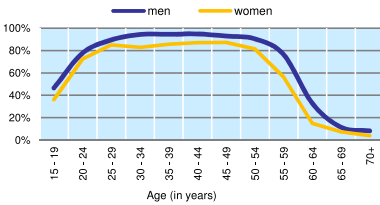
## Women and men in public life



# AUSTRIA

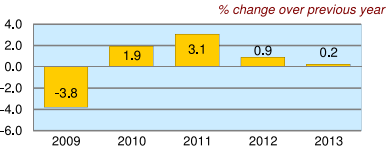
	2008	2009	2010	2011	2012	2013
Employment (% change over previous year)	2.0	-0.7	1.0	1.7	1.3	0.7
Unemployment rate (%)	3.8	4.8	4.4	4.2	4.3	4.9
Youth unemployment rate (%)	8.0	10.0	8.8	8.3	8.7	9.2

## Economic activity rate, 2013

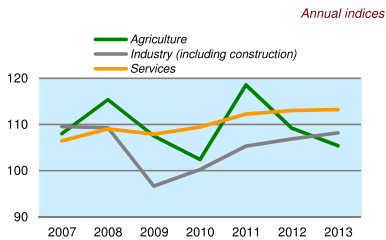


	% of GDP
Exports of goods and services, 2013	53.5
Imports of goods and services, 2013	49.9
External trade balance, 2013	3.6

## Real GDP growth rate



## GDP in agriculture, industry, services (2005=100)



## Forest resources

Area of forest	
percentage of land area, 2010	47.1

## Road accidents

Persons injured	
in road accidents, 2012	50 895
Persons killed	
in road accidents, 2012	531

## GDP at current prices

millions of US Dollars, PPP, 2013	385 496
millions of EUR, 2013	322 595

## GDP at current prices, per capita

US Dollars, PPP, 2013	45 521
EUR, 2013	38 093

## Final consumption expenditure at current prices, per capita

US Dollars, PPP, 2013	33 553
-----------------------	--------

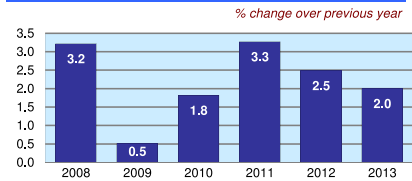
## Purchasing Power Parity (PPP)

EUR per USD, US=1, 2013	0.837
-------------------------	-------

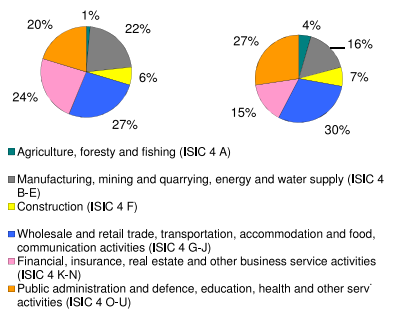
## Exchange rate

Annual average, EUR per USD, 2013	0.753
-----------------------------------	-------

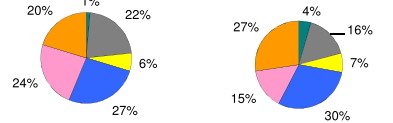
## Consumer price index



## GDP by major sectors, 2013



## Employment in major sectors, 2013



## Transport infrastructure

Railways	
total length in kilometres, 2012	5 566
Motorways	
total length in kilometres, 2012	1 719