



ALBANIA

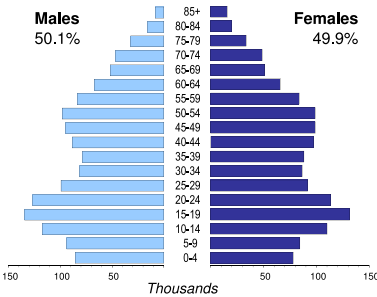
Capital (population in thsd, 2013)	Tirana (765)
Area (km ²)	28 748
Total population (thsd, 2012)	2 802
Population density (per km ²)	97
Official language(s)	Albanian
National currency	Albanian Lek (ALL)
National statistical office	Institute of Statistics (INSTAT)

Institute of Statistics (INSTAT)
www.instat.gov.al

Time: UTC + 01:00



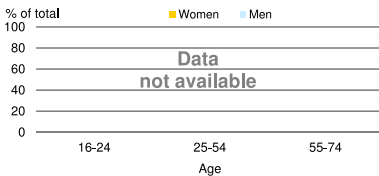
Population by age, 2012



Life expectancy (in years)	at birth	at 65
	2008	..
Males	72.9	..
Females	77.8	..

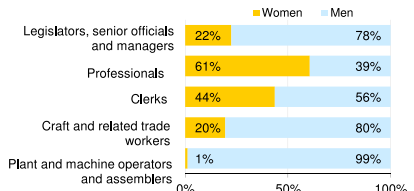
Total fertility rate, 2011	1.6
average number of children per woman	1.6
Adolescent fertility rate, 2008	12.1
number of live births per 1,000 women aged 15-19	12.1
Mean age of women at birth of first child, 2010	23.4
age in years	23.4

Computer use by age and sex

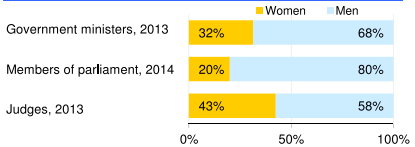


Women in the labour force, 2012	43%
percentage of total for both sexes	43%
Gender pay gap	11%
monthly earnings, 2009	11%
hourly wage	..
Women in part-time employment, 2012	28%
percentage of total of women employed	28%
Female tertiary students, 2005	58%
percentage of total for both sexes	58%
Women victims of homicide, 2013	17%
percentage of total for both sexes	17%
Women researchers	..
percentage of total for both sexes	..

Women and men in selected occupation groups, 2009



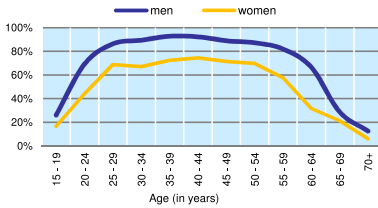
Women and men in public life



ALBANIA

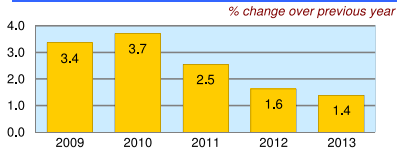
	2008	2009	2010	2011	2012	2013
Employment (% change over previous year)	3.7	-7.7	2.0	1.2	3.2	-0.3
Unemployment rate (%)	12.5	13.6	13.6	13.3	13.4	15.6
Youth unemployment rate (%)	27.2	27.2	30.5	23.9	27.9	..

Economic activity rate, 2012

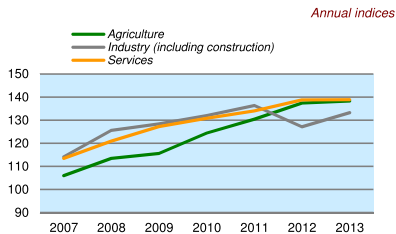


	% of GDP
Exports of goods and services, 2013	35.1
Imports of goods and services, 2013	52.9
External trade balance, 2013	-17.8

Real GDP growth rate



GDP in agriculture, industry, services (2005=100)



Forest resources

Area of forest percentage of land area, 2010	28.3
---	------

Road accidents

Persons injured in road accidents, 2012	2 235
Persons killed in road accidents, 2012	334

GDP at current prices

millions of US Dollars, PPP, 2013	29 119
millions of ALL, 2013	1 364 782

GDP at current prices, per capita

US Dollars, PPP, 2013	10 051
ALL, 2013	471 102

Final consumption expenditure at current prices, per capita

US Dollars, PPP, 2013	8 980
-----------------------	-------

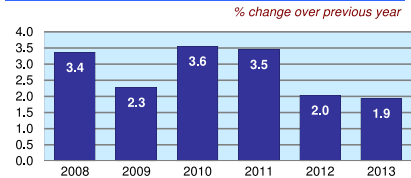
Purchasing Power Parity (PPP)

ALL per USD, US=1, 2013	46.870
-------------------------	--------

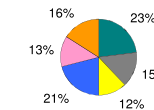
Exchange rate

Annual average, ALL per USD, 2013	105.503
-----------------------------------	---------

Consumer price index



GDP by major sectors, 2013



Employment in major sectors



- Agriculture, hunting & forestry; fishing (ISIC 3.1 A-B)
- Manufacturing; mining & quarrying; energy (ISIC 3.1 C-E)
- Construction (ISIC 3.1 F)
- Wholesale & retail trade, repairs; hotels & restaurants; transport & communications (ISIC 3.1 G-I)
- Financial intermediation; real estate, renting & business activities (ISIC 3.1 J-K)
- Other service activities (ISIC 3.1 L-P)

Transport infrastructure

Railways total length in kilometres	..
Motorways total length in kilometres	..