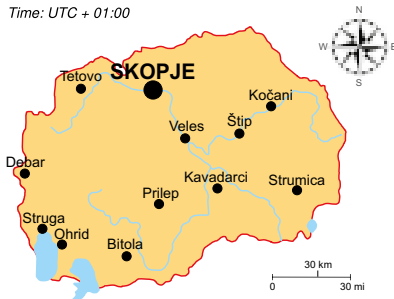




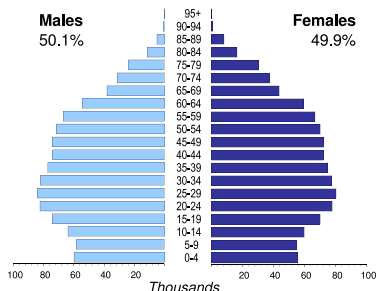
THE FORMER YUGOSLAV REPUBLIC OF MACEDONIA

Capital (population in thsd, 2013)	Skopje (320)
Area (km²)	25 713
Total population (thsd, 2012)	2 061
Population density (per km²)	80
Official language(s)	Macedonian
National currency	Macedonian denar (MKD)
National statistical office	State Statistical Office www.stat.gov.mk

Time: UTC + 01:00



Population by age, 2012



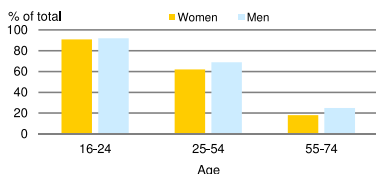
Life expectancy (in years)	at birth		at 65	
	Males	Females	2012	2012
	73.0	76.9	13.9	15.9

Total fertility rate, 2012
average number of children per woman: 1.5

Adolescent fertility rate, 2012
number of live births per 1,000 women aged 15-19: 19.0

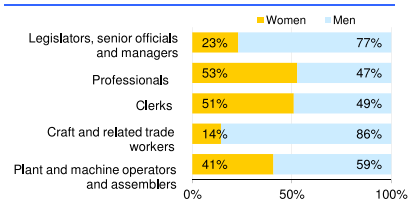
Mean age of women at birth of first child, 2011
age in years: 26.2

Computer use by age and sex, 2012

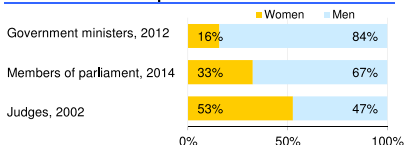


Women in the labour force, 2013 percentage of total for both sexes	40%
Gender pay gap monthly earnings, 2010 hourly wage, 2010	7% 6%
Women in part-time employment, 2013 percentage of total of women employed	5%
Female tertiary students, 2011 percentage of total for both sexes	53%
Women victims of homicide, 2006 percentage of total for both sexes	18%
Women researchers, 2010 percentage of total for both sexes	55%

Women and men in selected occupation groups, 2012



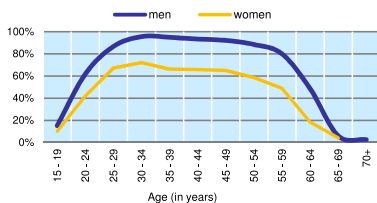
Women and men in public life



THE FORMER YUGOSLAV REPUBLIC OF MACEDONIA

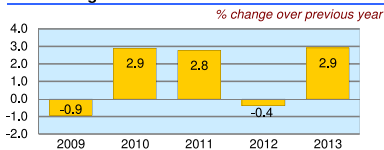
	2008	2009	2010	2011	2012	2013
Employment (% change over previous year)	6.2	2.5	1.5	3.1	0.3	..
Unemployment rate (%)	33.8	32.2	32.0	31.4	31.0	29.0
Youth unemployment rate (%)	56.4	55.1	53.7	55.3	53.9	51.9

Economic activity rate, 2013

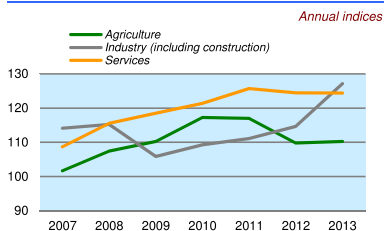


	% of GDP
Exports of goods and services, 2013	43.8
Imports of goods and services, 2013	61.9
External trade balance, 2013	-18.1

Real GDP growth rate



GDP in agriculture, industry, services (2005=100)



Forest resources

Area of forest percentage of land area, 2010	39.2
---	------

Road accidents

Persons injured in road accidents, 2011	6 853
Persons killed in road accidents, 2012	132

GDP at current prices

millions of US Dollars, PPP, 2013	26 200
millions of MKD, 2013	499 559

GDP at current prices, per capita

US Dollars, PPP, 2013	12 683
MKD, 2013	241 827

Final consumption expenditure at current prices, per capita

US Dollars, PPP, 2013	11 365
-----------------------	--------

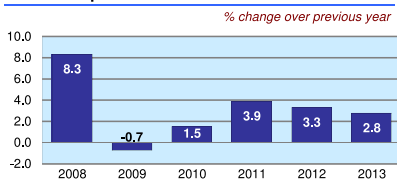
Purchasing Power Parity (PPP)

MKD per USD, US=1, 2013	19.067
-------------------------	--------

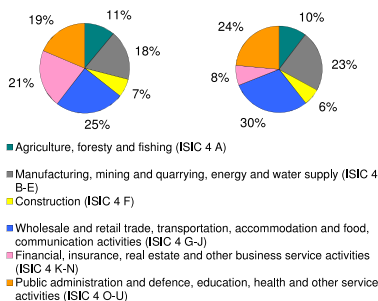
Exchange rate

Annual average, MKD per USD, 2013	46.308
-----------------------------------	--------

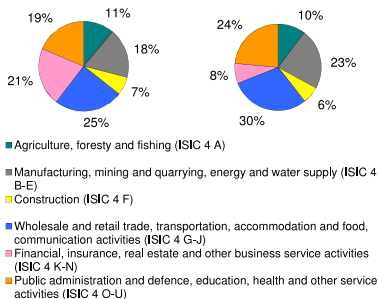
Consumer price index



GDP by major sectors, 2013



Employment in major sectors, 2011



Transport infrastructure

Railways total length in kilometres, 2012	699
Motorways total length in kilometres, 2012	259