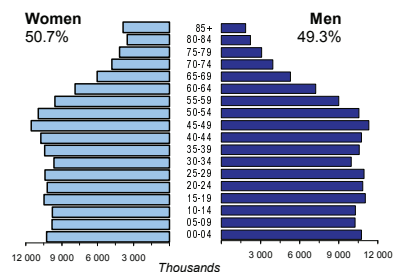




UNITED STATES

Capital (population, 2008)	Washington, D.C. (591 833)
Two largest cities	New York (8 363 710) Los Angeles (3 833 995)
Area (km²)	9 629 090
Total population, 2008	304 059 724
Population density (per km²), 2008	32
Official languages	English
Date joined UN	24 October 1945
National currency	US dollar (USD)
National statistical office	Not applicable http://www.fedstats.gov/

Population by age, 2008



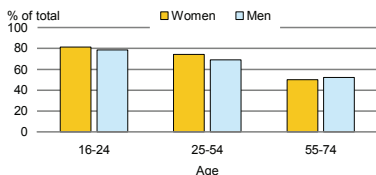
Life expectancy (in years), 2007	at birth	at 65	
	Women	80	20
	Men	75	17

Total fertility rate, 2006	2.1
average number of children per woman	

Adolescent fertility rate, 2008	41
number of live births per 1000 women aged 15-19	

Mean age of women at birth of first child, 2006	25.0
age in years	

Computer use by age and sex, 2003

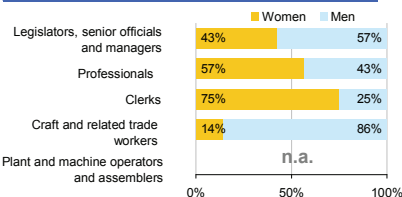


Time: Time: UTC - 10h to -5h

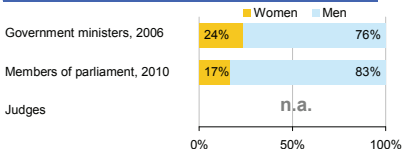


Women in the labour force, 2007	46%
percentage of total for both sexes	
Gender pay gap	..
monthly earnings	
hourly wage, 2008	13%
Women in part-time employment, 2006	25%
percentage of total of women employed	
Female tertiary students, 2007	57%
percentage of total for both sexes	
Women victims of homicide, 2007	21%
percentage of total for both sexes	
Women researchers	..
percentage of total for both sexes	

Women and men in selected occupation groups, 2008



Women and men in public life

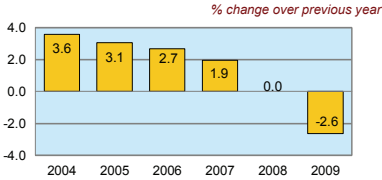


UNITED STATES

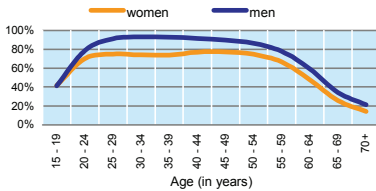
	2000	2005	2006	2007	2008	2009
Employment (% change over previous year)	2.5	1.7	1.9	1.1	-0.4	-3.8
Unemployment rate (%)	4.0	5.1	4.6	4.6	5.8	9.3
Youth unemployment rate (%)	9.3	11.3	10.5	10.5	12.8	17.6

	% of GDP
Exports of goods and services, 2009	11.2
Imports of goods and services, 2009	13.9
External trade balance, 2009	-2.7
Gross External Debt, 2009	97.5


Real GDP growth rate



Economic activity rate, 2007



GDP in agriculture, industry, services (2005=100)



Forest resources

Area of Forest
percentage of land area ..

Road accidents

Persons injured	
in road accidents, 2008	2 346 000
Persons killed	
in road accidents, 2009	33 808

GDP at current prices

millions of US Dollars, PPP, 2009	14 119 000
millions of USD, 2009	14 119 000

GDP at current prices, per capita

US Dollars, PPP, 2009	45 918
USD, 2009	45 918

Final consumption expenditure at current prices, per capita

US Dollars, PPP, 2009	40 369
-----------------------	--------

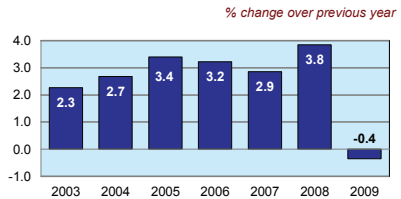
Purchasing Power Parity (PPP)

USD per USD, US=1, 2009	1.000
-------------------------	-------

Exchange rate

Annual average, USD per USD, 2009	1.000
-----------------------------------	-------

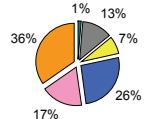
Consumer price index



GDP by major sectors



Employment in major sectors, 2008



- Agriculture, hunting & forestry; fishing (ISIC A-B)
- Industry, including energy (ISIC C-E)
- Construction (ISIC F)
- Wholesale & retail trade, repairs; hotels & restaurants; transport & communications (ISIC G-I)
- Financial intermediation; real estate, renting & business activities (ISIC J-K)
- Other service activities (ISIC L-P)

Transport infrastructure

Railways	
total length in kilometres, 2007	151 986
Motorways	
total length in kilometres, 2007	93 583