



TURKMENISTAN

Capital (population, 2009)	Ashgabat (727 000)
Two largest cities	n.a.
	n.a.
Area (km ²)	488 100
Total population, 2006	5 362 703
Population density (per km ²), 2006	11
Official languages	Turkmen
Date joined UN	2 March 1992
National currency	Turkmen manat (TMM)
National statistical office	State Committee of Turkmenistan on Statistics http://www.stat.gov.tm

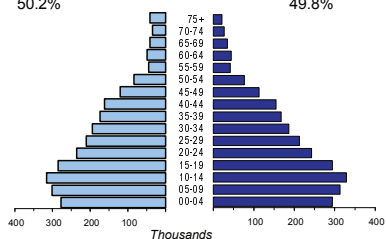
Time: UTC + 5h



Population by age, 2003


Women
50.2%

Men
49.8%



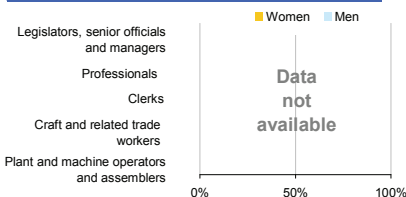
Life expectancy (in years), 2006	at birth	at 65
Women	73	..
Men	66	..
Total fertility rate, 2006	average number of children per woman	
	2.6	
Adolescent fertility rate, 2003	number of live births per 1000 women aged 15-19	
	22	
Mean age of women at birth of first child, 2006	age in years	
	24.6	

Computer use by age and sex

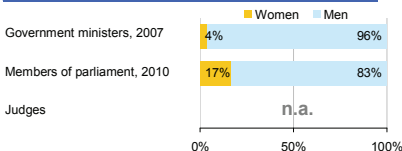


Women in the labour force, 2006	percentage of total for both sexes	53%
Gender pay gap	monthly earnings	..
	hourly wage	..
Women in part-time employment	percentage of total of women employed	..
Female tertiary students	percentage of total for both sexes	..
Women victims of homicide	percentage of total for both sexes	..
Women researchers	percentage of total for both sexes	..

Women and men in selected occupation groups



Women and men in public life

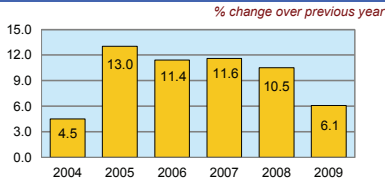


TURKMENISTAN


	2000	2005	2006	2007	2008	2009
Employment (% change over previous year)	3.0
Unemployment rate (%)	2.4	3.7	..	3.6
Youth unemployment rate (%)

	% of GDP
Exports of goods and services	..
Imports of goods and services	..
External trade balance	..
Gross External Debt, 2008	3.4

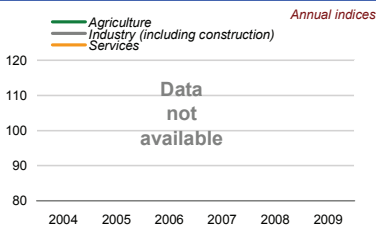
Real GDP growth rate



Economic activity rate



GDP in agriculture, industry, services (2005=100)



Forest resources

Area of Forest
percentage of land area ..

Road accidents

Persons injured	
in road accidents, 2003	1 748
Persons killed	
in road accidents, 2003	533

GDP at current prices	
millions of US Dollars, PPP, 2009	32 504
millions of TMM, 2009	49 464

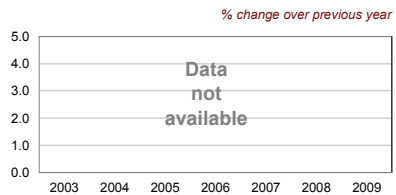
GDP at current prices, per capita	
US Dollars, PPP, 2009	6 361
TMM, 2009	9 680

Final consumption expenditure at current prices, per capita	
US Dollars, PPP	..

Purchasing Power Parity (PPP)	
TMM per USD, US=1, 2009	1.522

Exchange rate	
Annual average, TMM per USD, 2009	2.850

Consumer price index



GDP by major sectors

Data not available

Agriculture, hunting & forestry; fishing (ISIC A-B)

Industry, including energy (ISIC C-E)

Construction (ISIC F)

Wholesale & retail trade; repairs; hotels & restaurants; transport & communications (ISIC G-I)

Financial intermediation; real estate, renting & business activities (ISIC J-K)

Other service activities (ISIC L-P)

Employment in major sectors

Data not available

Transport infrastructure

Railways	
total length in kilometres, 1999	2 446
Motorways	
total length in kilometres, 1999	..