



TURKEY

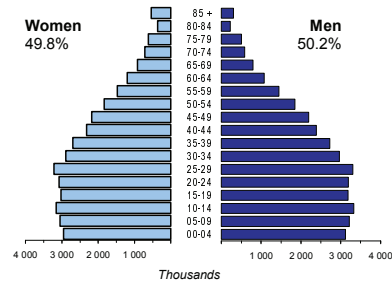
Capital (population, 2007)	Ankara (3 953 344)
Two largest cities	Istanbul (10 822 846)
	Izmir (2 583 670)
Area (km ²)	774 815
Total population, 2009	72 039 206
Population density (per km ²), 2009	93
Official languages	Turkish
Date joined UN	24 October 1945
National currency	New Turkish lira (TRY)
National statistical office	Turkish Statistical Institute (TURKSTAT)

Turkish Statistical Institute (TURKSTAT)
<http://www.turkstat.gov.tr/>

Time: UTC +2h



Population by age, 2009



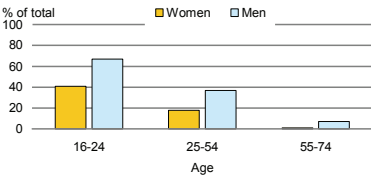
Life expectancy (in years), 2009	at birth	at 65	
	Women	74	..
	Men	70	..

Total fertility rate, 2008	2.1
average number of children per woman	

Adolescent fertility rate, 2008	36
number of live births per 1000 women aged 15-19	

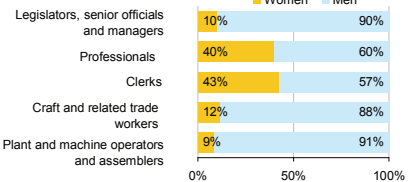
Mean age of women at birth of first child	..
age in years	

Computer use by age and sex, 2007

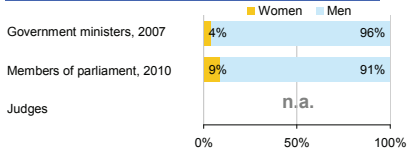


Women in the labour force, 2009	28%
percentage of total for both sexes	
Gender pay gap	..
monthly earnings	
hourly wage	..
Women in part-time employment, 2009	24%
percentage of total of women employed	
Female tertiary students, 2004	42%
percentage of total for both sexes	
Women victims of homicide, 2008	19%
percentage of total for both sexes	
Women researchers, 2007	37%
percentage of total for both sexes	

Women and men in selected occupation groups, 2009



Women and men in public life

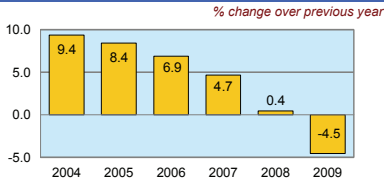


TURKEY

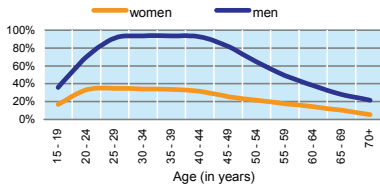
	2000	2005	2006	2007	2008	2009
Employment (% change over previous year)	..	2.2	1.8	1.5	2.2	0.4
Unemployment rate (%)	5.2	9.2	8.7	8.8	9.7	12.5
Youth unemployment rate (%)	10.5	17.4	16.4	17.2	18.4	22.7

	% of GDP
Exports of goods and services, 2009	23.2
Imports of goods and services, 2009	24.4
External trade balance, 2009	-1.2
Gross External Debt, 2009	43.8

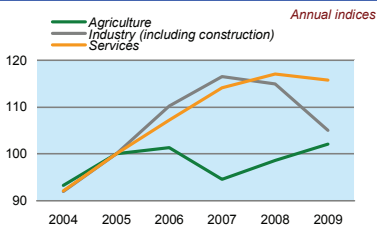
Real GDP growth rate



Economic activity rate, 2009



GDP in agriculture, industry, services (2005=100)



Forest resources

Area of Forest percentage of land area	13.2
---	------

Road accidents

Persons injured in road accidents, 2009	204 705
Persons killed in road accidents, 2009	4 300

GDP at current prices

millions of US Dollars, PPP, 2009	1 026 920
millions of TRY, 2009	952 635

GDP at current prices, per capita

US Dollars, PPP, 2009	14 164
TRY, 2009	13 140

Final consumption expenditure at current prices, per capita

US Dollars, PPP, 2009	12 217
-----------------------	--------

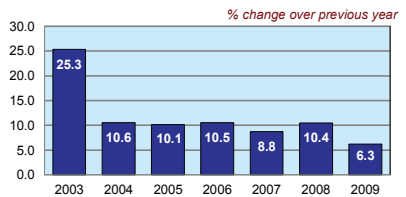
Purchasing Power Parity (PPP)

TRY per USD, US=1, 2009	0.928
-------------------------	-------

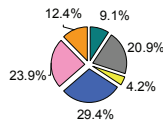
Exchange rate

Annual average, TRY per USD, 2009	1.554
-----------------------------------	-------

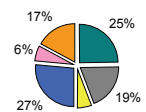
Consumer price index



GDP by major sectors, 2009



Employment in major sectors, 2009



- Agriculture, hunting & forestry; fishing (ISIC A-B)
- Industry, including energy (ISIC C-E)
- Construction (ISIC F)
- Wholesale & retail trade, repairs; hotels & restaurants; transport & communications (ISIC G-I)
- Financial intermediation; real estate, renting & business activities (ISIC J-K)
- Other service activities (ISIC L-P)

Transport infrastructure

Railways total length in kilometres, 2008	8 699
Motorways total length in kilometres, 2008	1 922