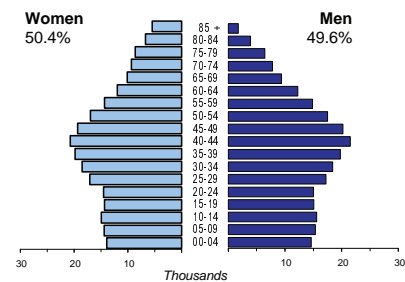




# LUXEMBOURG

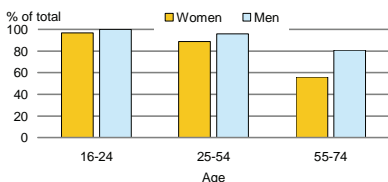
|  |  |
|--|--|
| <b>Capital (population, 2010)</b>                    | Luxembourg-Ville (90 848)  |
| <b>Two largest cities</b>                            | Esch-sur-Alzette (30 147)<br>Differdange (21 530)  |
| <b>Area (km<sup>2</sup>)</b>                         | 2 586  |
| <b>Total population, 2009</b>                        | 497 783  |
| <b>Population density (per km<sup>2</sup>), 2009</b> | 192  |
| <b>Official languages</b>                            | French, German, Luxembourgish  |
| <b>Date joined UN</b>                                | 24 October 1945  |
| <b>National currency</b>                             | Euro (EUR)   |
| <b>National statistical office</b>                   | Central Service for Statistics and Economic Studies<br><a href="http://www.stat.ec.public.lu/">http://www.stat.ec.public.lu/</a> |

## Population by age, 2009



|  |                 |              |
|--|-----------------|--------------|
| <b>Life expectancy (in years), 2008</b>                | <b>at birth</b> | <b>at 65</b> |
| <b>Women</b>   | 83              | 21           |
| <b>Men</b>   | 78              | 17           |
| <b>Total fertility rate, 2008</b>                      | 1.6             |              |
| average number of children per woman                   |                 |              |
| <b>Adolescent fertility rate, 2008</b>                 | 9               |              |
| number of live births per 1000 women aged 15-19        |                 |              |
| <b>Mean age of women at birth of first child, 2008</b> | 29.3            |              |
| age in years   |                 |              |

## Computer use by age and sex, 2009

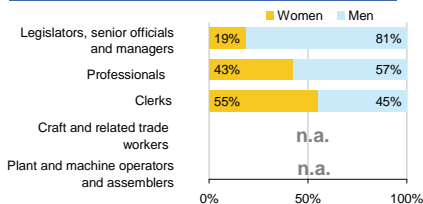


Time: UTC + 1h

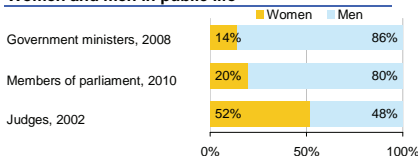


|  |     |
|--|-----|
| <b>Women in the labour force, 2009</b>     | 43% |
| percentage of total for both sexes         |     |
| <b>Gender pay gap</b>                      |     |
| monthly earnings, 2008                     | 17% |
| hourly wage, 2008                          | 12% |
| <b>Women in part-time employment, 2009</b> | 35% |
| percentage of total of women employed      |     |
| <b>Female tertiary students</b>            | ..  |
| percentage of total for both sexes         |     |
| <b>Women victims of homicide, 2006</b>     | 33% |
| percentage of total for both sexes         |     |
| <b>Women researchers, 2007</b>             | 24% |
| percentage of total for both sexes         |     |

## Women and men in selected occupation groups, 2009



## Women and men in public life

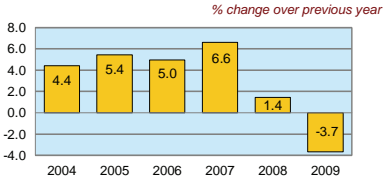


# LUXEMBOURG

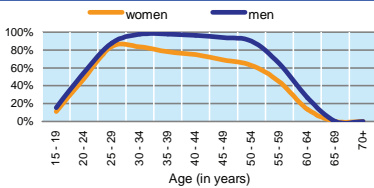
|  | 2000 | 2005 | 2006 | 2007 | 2008 | 2009 |
|--|------|------|------|------|------|------|
| Employment (% change over previous year) | 5.6  | 2.9  | 3.6  | 4.5  | 4.7  | 0.9  |
| Unemployment rate (%)                    | 2.2  | 4.6  | 4.6  | 4.2  | 4.9  | 5.1  |
| Youth unemployment rate (%)              | 6.6  | 14.3 | 15.8 | 15.6 | 17.3 | 16.9 |

|                                     | % of GDP |
|-------------------------------------|----------|
| Exports of goods and services, 2009 | 167.6    |
| Imports of goods and services, 2009 | 134.7    |
| External trade balance, 2009        | 32.9     |
| Gross External Debt, 2009           | 4 163.3  |

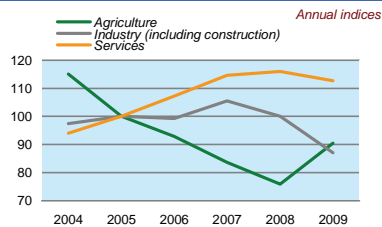
## Real GDP growth rate



## Economic activity rate, 2009



## GDP in agriculture, industry, services (2005=100)



## Forest resources

|   |      |
|---|------|
| Area of Forest<br>percentage of land area | 33.5 |
|---|------|

## Road accidents

|  |       |
|--|-------|
| Persons injured<br>in road accidents, 2008 | 1 239 |
| Persons killed<br>in road accidents, 2008  | 35    |

## GDP at current prices

|                                   |        |
|-----------------------------------|--------|
| millions of US Dollars, PPP, 2009 | 42 353 |
| millions of EUR, 2009             | 38 045 |

## GDP at current prices, per capita

|                       |        |
|-----------------------|--------|
| US Dollars, PPP, 2009 | 85 165 |
| EUR, 2009             | 76 503 |

## Final consumption expenditure at current prices, per capita

|                       |        |
|-----------------------|--------|
| US Dollars, PPP, 2009 | 43 215 |
|-----------------------|--------|

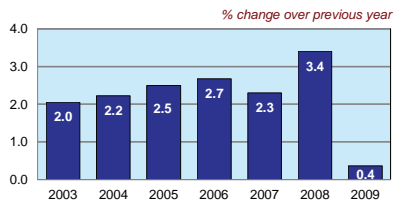
## Purchasing Power Parity (PPP)

|                         |       |
|-------------------------|-------|
| EUR per USD, US=1, 2009 | 0.898 |
|-------------------------|-------|

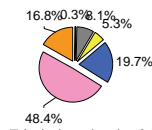
## Exchange rate

|                                   |       |
|-----------------------------------|-------|
| Annual average, EUR per USD, 2009 | 0.719 |
|-----------------------------------|-------|

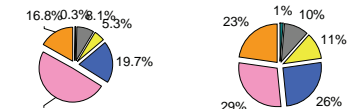
## Consumer price index



## GDP by major sectors, 2009



## Employment in major sectors, 2009



- Agriculture, hunting & forestry; fishing (ISIC A-B)
- Industry, including energy (ISIC C-E)
- Construction (ISIC F)
- Wholesale & retail trade, repairs; hotels & restaurants; transport & communications (ISIC G-I)
- Financial intermediation; real estate, renting & business activities (ISIC J-K)
- Other service activities (ISIC L-P)

## Transport infrastructure

|   |     |
|---|-----|
| Railways<br>total length in kilometres, 2007  | 657 |
| Motorways<br>total length in kilometres, 2007 | 147 |