

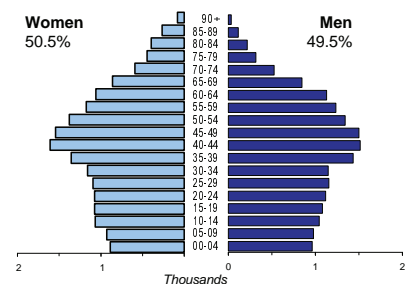


LIECHTENSTEIN

Capital (population, 2008)	Vaduz (5 111)
Two largest cities	Schaan (5 758) Triesen (4 759)
Area (km ²)	160
Total population, 2008	35 473
Population density (per km ²), 2008	222
Official languages	German
Date joined UN	18 December 1990
National currency	Swiss franc (CHF)
National statistical office	Office of Statistics Liechtenstein

Office of Statistics Liechtenstein
<http://www.as.lv.li/>

Population by age, 2009



Life expectancy (in years), 2008	at birth	at 65
Women	85	22
Men	80	18

Total fertility rate, 2009
 average number of children per woman: 1.7

Adolescent fertility rate, 2009
 number of live births per 1000 women aged 15-19: 5

Mean age of women at birth of first child
 age in years: ..

Computer use by age and sex



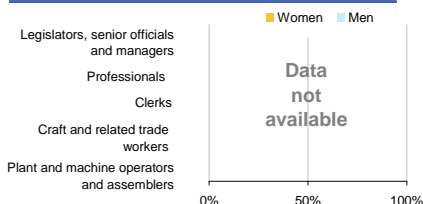
Time: UTC + 1h



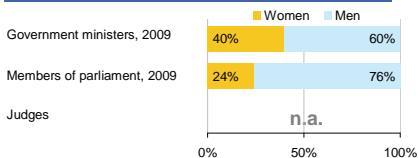
5 km
 0 5 mi

Women in the labour force	percentage of total for both sexes	..
Gender pay gap	monthly earnings	..
	hourly wage	..
Women in part-time employment, 2009	percentage of total of women employed	46%
Female tertiary students, 2008	percentage of total for both sexes	45%
Women victims of homicide	percentage of total for both sexes	..
Women researchers	percentage of total for both sexes	..

Women and men in selected occupation groups



Women and men in public life

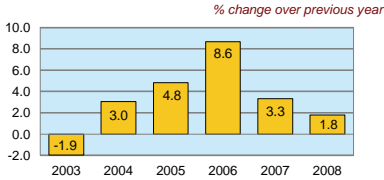


LIECHTENSTEIN

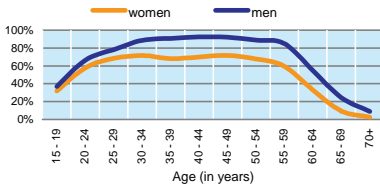
	2000	2005	2006	2007	2008	2009
Employment (% change over previous year)	..	2.2	3.0	4.4	1.0	-0.8
Unemployment rate (%)	1.1	2.5	3.2	2.9	2.3	2.8
Youth unemployment rate (%)	5.3	4.1	3.3	4.0

	% of GDP
Exports of goods and services	..
Imports of goods and services	..
External trade balance	..
Gross External Debt	..

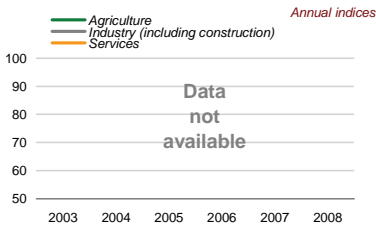
Real GDP growth rate



Economic activity rate, 2009



GDP in agriculture, industry, services (2005=100)



Forest resources

Area of Forest percentage of land area	43.1
---	------

Road accidents

Persons injured in road accidents, 2009	111
Persons killed in road accidents, 2009	1

GDP at current prices

millions of US Dollars, PPP, 2005	2 616
millions of CHF, 2005	4 555

GDP at current prices, per capita

US Dollars, PPP, 2005	74 951
CHF, 2005	130 506

Final consumption expenditure at current prices, per capita

US Dollars, PPP	..
-----------------	----

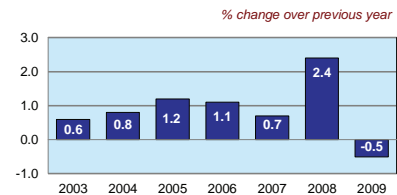
Purchasing Power Parity (PPP)

CHF per USD, US=1, 2005	1.741
-------------------------	-------

Exchange rate

Annual average, CHF per USD, 2009	1.086
-----------------------------------	-------

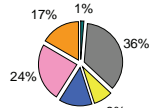
Consumer price index



GDP by major sectors



Employment in major sectors, 2006



Agriculture, hunting & forestry; fishing (ISIC A-B)

- Industry, including energy (ISIC C-E)
- Construction (ISIC F)
- Wholesale & retail trade, repairs; hotels & restaurants; transport & communications (ISIC G-I)
- Financial intermediation; real estate, renting & business activities (ISIC J-K)
- Other service activities (ISIC L-P)

Transport infrastructure

Railways total length in kilometres, 2008	9
Motorways total length in kilometres, 2008	0