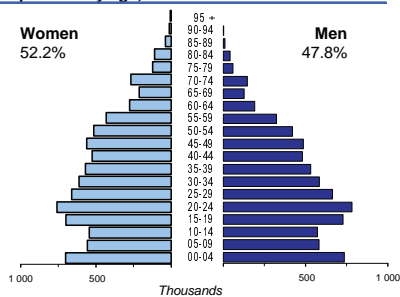




# KAZAKHSTAN

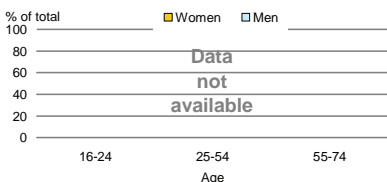
<b>Capital (population, 2008)</b>	Astana (602 684)
<b>Two largest cities</b>	Almaty (1 324 739) Shimkent (554 646)
<b>Area (km<sup>2</sup>)</b>	2 724 900
<b>Total population, 2009</b>	15 643 928
<b>Population density (per km<sup>2</sup>), 2009</b>	6
<b>Official languages</b>	Kazak
<b>Date joined UN</b>	2 March 1992
<b>National currency</b>	Kazakh tengge (KZT)
<b>National statistical office</b>	Agency of Statistics of the Republic of Kazakhstan <a href="http://www.stat.kz">http://www.stat.kz</a>

## Population by age, 2009



<b>Life expectancy (in years), 2008</b>	at birth	at 65
Women	73	15
Men	62	12
<b>Total fertility rate, 2008</b>	2.7	
average number of children per woman		
<b>Adolescent fertility rate, 2008</b>	31	
number of live births per 1000 women aged 15-19		
<b>Mean age of women at birth of first child, 2008</b>	24.9	
age in years		

## Computer use by age and sex

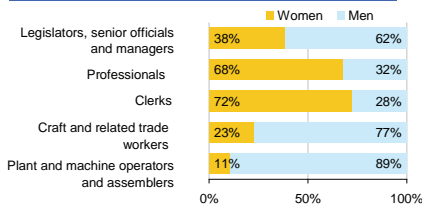


Time: UTC + 5h

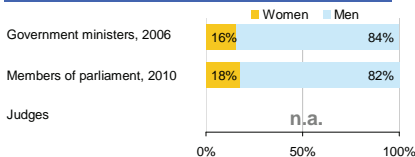


<b>Women in the labour force, 2008</b>	50%
percentage of total for both sexes	
<b>Gender pay gap</b>	
monthly earnings, 2008	36%
hourly wage	..
<b>Women in part-time employment, 2008</b>	26%
percentage of total of women employed	
<b>Female tertiary students, 2008</b>	58%
percentage of total for both sexes	
<b>Women victims of homicide</b>	..
percentage of total for both sexes	
<b>Women researchers</b>	..
percentage of total for both sexes	

## Women and men in selected occupation groups, 2008



## Women and men in public life

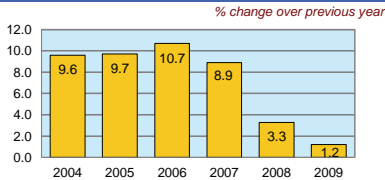


# KAZAKHSTAN

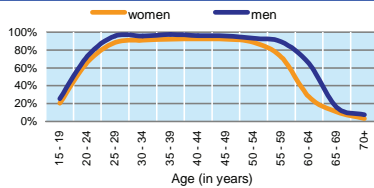
	2000	2005	2006	2007	2008	2009
Employment (% change over previous year)	..	1.1	2.0	3.1	3.0	0.6
Unemployment rate (%)	12.8	8.1	7.8	7.3	6.6	6.6
Youth unemployment rate (%)	..	13.4	12.1	9.4	7.4	6.7

	% of GDP
Exports of goods and services, 2009	42.0
Imports of goods and services, 2009	33.8
External trade balance, 2009	8.2
Gross External Debt, 2009	98.2

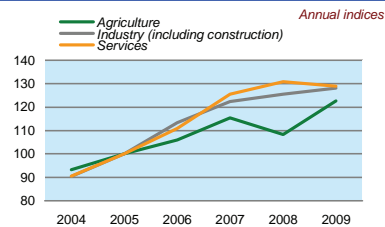
## Real GDP growth rate



## Economic activity rate, 2008



## GDP in agriculture, industry, services (2005=100)



## Forest resources

Area of Forest percentage of land area	..
---	----

## Road accidents

Persons injured	
in road accidents, 2004	18 794
Persons killed	
in road accidents, 2004	3 136

## GDP at current prices

millions of US Dollars, PPP, 2009	182 008
millions of KZT, 2009	17 007 600

## GDP at current prices, per capita

US Dollars, PPP, 2009	11 612
KZT, 2009	1 085 090

## Final consumption expenditure at current prices, per capita

US Dollars, PPP, 2009	6 853
-----------------------	-------

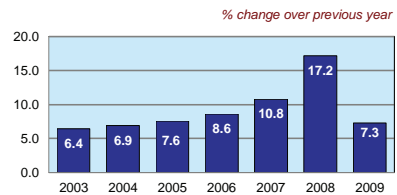
## Purchasing Power Parity (PPP)

KZT per USD, US=1, 2009	93.445
-------------------------	--------

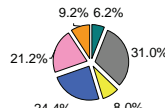
## Exchange rate

Annual average, KZT per USD, 2009	147.497
-----------------------------------	---------

## Consumer price index

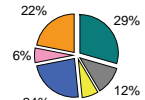


## GDP by major sectors, 2009



- Agriculture, hunting & forestry; fishing (ISIC A-B)
- Industry, including energy (ISIC C-E)
- Construction (ISIC F)
- Wholesale & retail trade, repairs; hotels & restaurants; transport & communications (ISIC G-I)
- Financial intermediation; real estate, renting & business activities (ISIC J-K)
- Other service activities (ISIC L-P)

## Employment in major sectors, 2009



## Transport infrastructure

Railways	
total length in kilometres, 2007	14 205
Motorways	
total length in kilometres, 2007	93 140