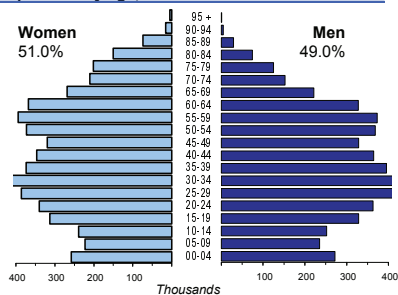




# CZECH REPUBLIC

<b>Capital (population, 2007)</b>	Prague (1 212 097)
<b>Two largest cities</b>	Brno (366 533) Ostrava (308 374)
<b>Area (km<sup>2</sup>)</b>	78 866
<b>Total population, 2008</b>	10 424 336
<b>Population density (per km<sup>2</sup>), 2008</b>	132
<b>Official languages</b>	Czech
<b>Date joined UN</b>	19 January 1993
<b>National currency</b>	Czech koruna (CZK)
<b>National statistical office</b>	Czech Statistical Office <a href="http://www.czso.cz">http://www.czso.cz</a>

## Population by age, 2008



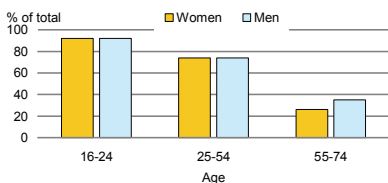
<b>Life expectancy (in years), 2008</b>	at birth	at 65
Women	81	19
Men	74	15

<b>Total fertility rate, 2008</b>	1.5
average number of children per woman	

<b>Adolescent fertility rate, 2008</b>	11
number of live births per 1000 women aged 15-19	

<b>Mean age of women at birth of first child, 2008</b>	27.3
age in years	

## Computer use by age and sex, 2009

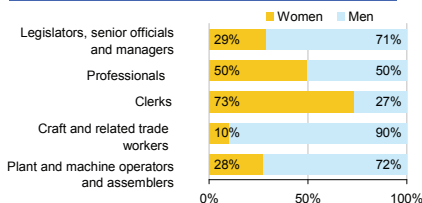


Time: UTC + 1h

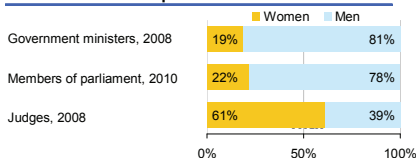


<b>Women in the labour force, 2009</b>	43%
percentage of total for both sexes	
<b>Gender pay gap</b>	
monthly earnings, 2008	26%
hourly wage, 2008	26%
<b>Women in part-time employment, 2009</b>	9%
percentage of total of women employed	
<b>Female tertiary students, 2007</b>	55%
percentage of total for both sexes	
<b>Women victims of homicide, 2008</b>	33%
percentage of total for both sexes	
<b>Women researchers, 2008</b>	29%
percentage of total for both sexes	

## Women and men in selected occupation groups, 2009



## Women and men in public life

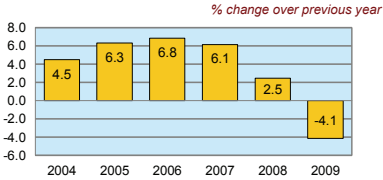


# CZECH REPUBLIC

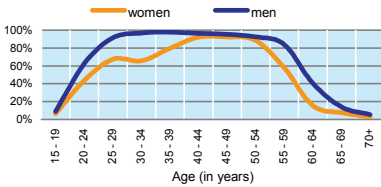
	2000	2005	2006	2007	2008	2009
Employment (% change over previous year)	-0.2	1.0	1.9	2.7	1.2	-1.1
Unemployment rate (%)	8.7	7.9	7.2	5.3	4.4	6.7
Youth unemployment rate (%)	17.8	19.2	17.5	10.7	9.9	16.6

	% of GDP
Exports of goods and services, 2009	69.1
Imports of goods and services, 2009	63.6
External trade balance, 2009	5.6
Gross External Debt, 2009	45.4

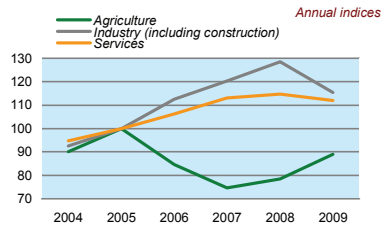
## Real GDP growth rate



## Economic activity rate, 2009



## GDP in agriculture, industry, services (2005=100)



## Forest resources

Area of Forest percentage of land area	34.3
---	------

## Road accidents

Persons injured in road accidents, 2009	28 145
Persons killed in road accidents, 2009	901

## GDP at current prices

millions of US Dollars, PPP, 2009	269 384
millions of CZK, 2009	3 625 870

## GDP at current prices, per capita

US Dollars, PPP, 2009	25 639
CZK, 2009	345 097

## Final consumption expenditure at current prices, per capita

US Dollars, PPP, 2009	18 639
-----------------------	--------

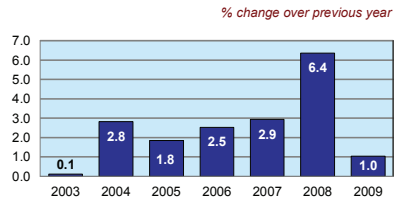
## Purchasing Power Parity (PPP)

CZK per USD, US=1, 2009	13.460
-------------------------	--------

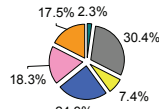
## Exchange rate

Annual average, CZK per USD, 2009	19.014
-----------------------------------	--------

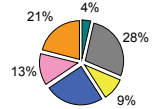
## Consumer price index



## GDP by major sectors, 2009



## Employment in major sectors, 2009



- Agriculture, hunting & forestry; fishing (ISIC A-B)
- Industry, including energy (ISIC C-E)
- Construction (ISIC F)
- Wholesale & retail trade, repairs; hotels & restaurants; transport & communications (ISIC G-I)
- Financial intermediation; real estate, renting & business activities (ISIC J-K)
- Other service activities (ISIC L-P)

## Transport infrastructure

Railways total length in kilometres, 2008	9 586
Motorways total length in kilometres, 2008	691