

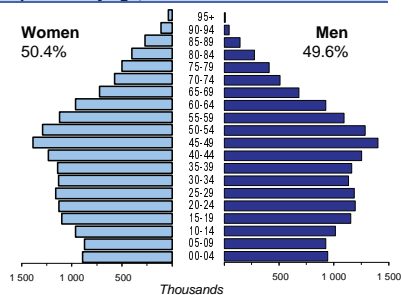


CANADA

Capital (population, 2008)	Ottawa (1 198 668)
Two largest cities	Toronto (5 531 263) Montreal (3 750 540)
Area (km ²)	9 970 610
Total population, 2009	33 739 859
Population density (per km ²), 2009	3
Official languages	English and French
Date joined UN	9 November 1945
National currency	Canadian dollar (CAD)

Statistics Canada
<http://www.statcan.ca>

Population by age, 2009



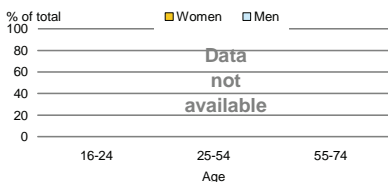
Life expectancy (in years), 2007	at birth	at 65	
	Women	83	21
	Men	78	18

Total fertility rate, 2007	1.7
average number of children per woman	

Adolescent fertility rate, 2005	13
number of live births per 1000 women aged 15-19	

Mean age of women at birth of first child, 2007	27.6
age in years	

Computer use by age and sex



Time: UTC -8h to -3h



Women in the labour force, 2009	47%
percentage of total for both sexes	

Gender pay gap	
monthly earnings	..
hourly wage, 2008	16%

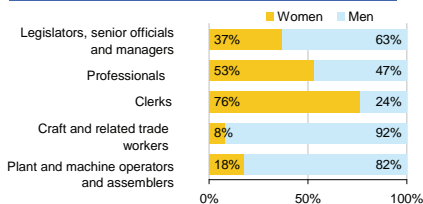
Women in part-time employment, 2009	27%
percentage of total of women employed	

Female tertiary students	..
percentage of total for both sexes	

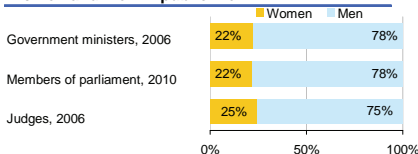
Women victims of homicide, 2008	24%
percentage of total for both sexes	

Women researchers, 2008	57%
percentage of total for both sexes	

Women and men in selected occupation groups, 2009



Women and men in public life

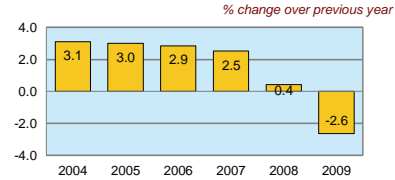


CANADA

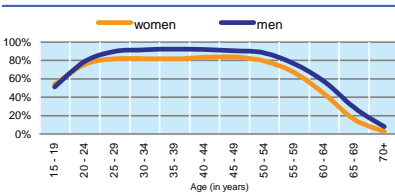
	2000	2005	2006	2007	2008	2009
Employment (% change over previous year)	..	1.4	1.9	2.3	1.5	-1.6
Unemployment rate (%)	6.8	6.8	6.3	6.0	6.1	8.3
Youth unemployment rate (%)	12.7	12.4	11.6	11.2	11.6	15.3

	% of GDP
Exports of goods and services, 2009	28.7
Imports of goods and services, 2009	30.4
External trade balance, 2009	-1.7
Gross External Debt, 2009	72.2

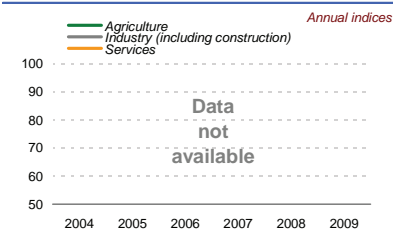
Real GDP growth rate



Economic activity rate, 2009



GDP in agriculture, industry, services (2005=100)



Forest resources

Area of Forest
percentage of land area ..

Road accidents

Persons injured	
in road accidents, 2005	210 629
Persons killed	
in road accidents, 2005	2 923

GDP at current prices

millions of US Dollars, PPP, 2009	1 283 760
millions of CAD, 2009	1 527 670

GDP at current prices, per capita

US Dollars, PPP, 2009	38 049
CAD, 2009	45 278

Final consumption expenditure at current prices, per capita

US Dollars, PPP, 2009	30 599
-----------------------	--------

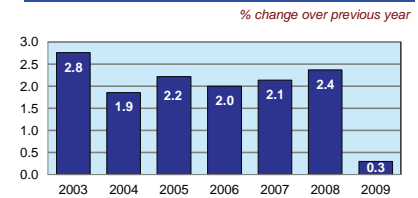
Purchasing Power Parity (PPP)

CAD per USD, US=1, 2009	1.190
-------------------------	-------

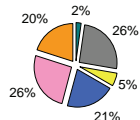
Exchange rate

Annual average, CAD per USD, 2009	1.137
-----------------------------------	-------

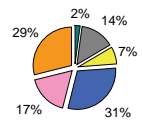
Consumer price index



GDP by major sectors



Employment in major sectors, 2008



- Agriculture, hunting & forestry; fishing (ISIC A-B)
- Industry, including energy (ISIC C-E)
- Construction (ISIC F)
- Wholesale & retail trade, repairs; hotels & restaurants; transport & communications (ISIC G-I)
- Financial intermediation; real estate, renting & business activities (ISIC J-K)
- Other service activities (ISIC L-P)

Transport infrastructure

Railways	
total length in kilometres, 2005	72 280
Motorways	
total length in kilometres, 2005	16 571