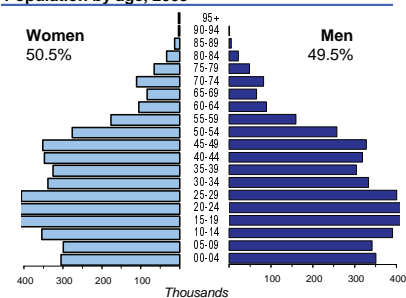




# AZERBAIJAN

<b>Capital (population, 2009)</b>	Baku (2 045 815)
<b>Two largest cities</b>	Ganja (313 249)
	Sumgayit (309 446)
<b>Area (km<sup>2</sup>)</b>	86 600
<b>Total population, 2009</b>	8 922 447
<b>Population density (per km2), 2009</b>	103
<b>Official languages</b>	Azeri
<b>Date joined UN</b>	2 March 1992
<b>National currency</b>	Manat (AZN)
<b>National statistical office</b>	State Statistical Committee of the Republic of Azerbaijan
	<a href="http://www.azstat.org">http://www.azstat.org</a>

## Population by age, 2009



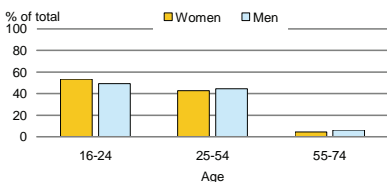
<b>Life expectancy (in years), 2009</b>	at birth	at 65	
	Women	76	16
	Men	71	14

<b>Total fertility rate, 2009</b>	2.3
average number of children per woman	

<b>Adolescent fertility rate, 2009</b>	50
number of live births per 1000 women aged 15-19	

<b>Mean age of women at birth of first child, 2009</b>	24.4
age in years	

## Computer use by age and sex, 2009

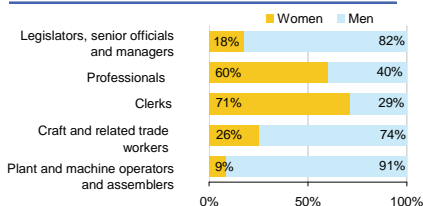


Time: UTC + 4h

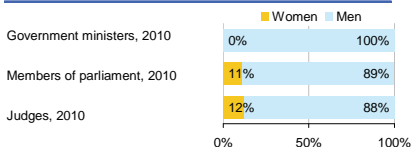


<b>Women in the labour force, 2009</b>	49%
percentage of total for both sexes	
<b>Gender pay gap</b>	41%
monthly earnings, 2009	
hourly wage, 2009	...
<b>Women in part-time employment, 2009</b>	28%
percentage of total of women employed	
<b>Female tertiary students, 2009</b>	46%
percentage of total for both sexes	
<b>Women victims of homicide, 2009</b>	17%
percentage of total for both sexes	
<b>Women researchers, 2009</b>	52%
percentage of total for both sexes	

## Women and men in selected occupation groups, 2009



## Women and men in public life

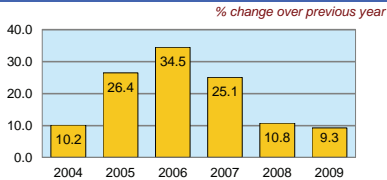


# AZERBAIJAN

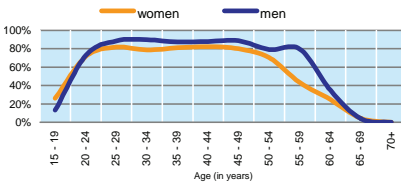
	2000	2005	2006	2007	2008	2009
Employment (% change over previous year)	..	1.1	3.5	0.7	1.0	0.4
Unemployment rate (%)	..	7.6	6.8	6.5	6.1	6.0
Youth unemployment rate (%)	..	16.2	16.2	14.0	14.4	14.5

	% of GDP
Exports of goods and services, 2009	49.8
Imports of goods and services, 2009	23.5
External trade balance, 2009	26.3
Gross External Debt, 2009	8.0

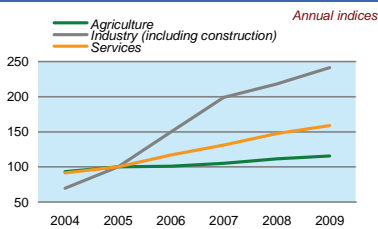
## Real GDP growth rate



## Economic activity rate, 2009



## GDP in agriculture, industry, services (2005=100)



## Forest resources

Area of Forest  
percentage of land area ..

## Road accidents

Persons injured	
in road accidents, 2009	3 974
Persons killed	
in road accidents, 2009	930

## GDP at current prices

millions of US Dollars, PPP, 2009	85 584
millions of AZN, 2009	34 579

## GDP at current prices, per capita

US Dollars, PPP, 2009	9 696
AZN, 2009	3 917

## Final consumption expenditure at current prices, per capita

US Dollars, PPP, 2009	5 437
-----------------------	-------

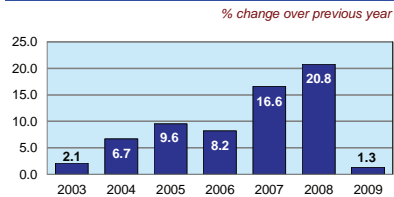
## Purchasing Power Parity (PPP)

AZN per USD, US=1, 2009	0.404
-------------------------	-------

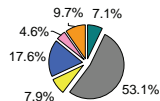
## Exchange rate

Annual average, AZN per USD, 2009	0.804
-----------------------------------	-------

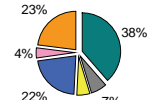
## Consumer price index



## GDP by major sectors, 2009



## Employment in major sectors, 2009



- Agriculture, hunting & forestry; fishing (ISIC A-B)
- Industry, including energy (ISIC C-E)
- Construction (ISIC F)
- Wholesale & retail trade, repairs; hotels & restaurants; transport & communications (ISIC G-I)
- Financial intermediation; real estate, renting & business activities (ISIC J-K)
- Other service activities (ISIC L-P)

## Transport infrastructure

Railways	
total length in kilometres, 2007	2 099
Motorways	
total length in kilometres, 2007	21 527