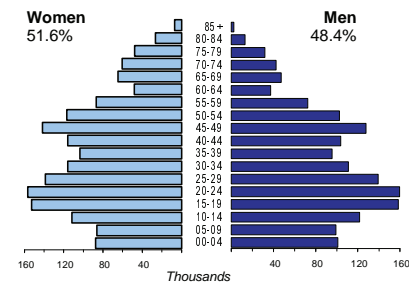




ARMENIA

Capital (population, 2007)	Yerevan (1 106 383)
Two largest cities	Gyumri (147 350)
	Vanadzor (50 052)
Area (km²)	29 743
Total population, 2008	3 234 031
Population density (per km²), 2008	109
Official languages	Armenian
Date joined UN	2 March 1992
National currency	Armenian dram (AMD)
National statistical office	National Statistical Service of the Republic of Armenia
	http://www.armstat.am/

Population by age, 2008




Life expectancy (in years), 2008	at birth	at 65	
	Women	77	..
	Men	70	..

Total fertility rate, 2008	1.4
average number of children per woman	

Adolescent fertility rate, 2008	26
number of live births per 1000 women aged 15-19	

Mean age of women at birth of first child, 2008	23.1
age in years	

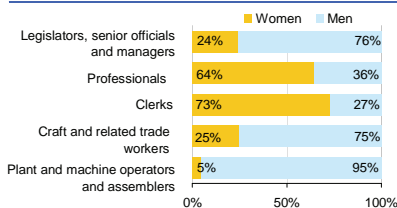
Computer use by age and sex



Time: UTC + 3h



Women in the labour force, 2008	50%
percentage of total for both sexes	
Gender pay gap	40%
monthly earnings, 2007	
hourly wage	..
Women in part-time employment, 2008	38%
percentage of total of women employed	
Female tertiary students, 2006	55%
percentage of total for both sexes	
Women victims of homicide, 2003	14%
percentage of total for both sexes	
Women researchers, 2006	46%
percentage of total for both sexes	
Women and men in selected occupation groups, 2001	



Women and men in public life

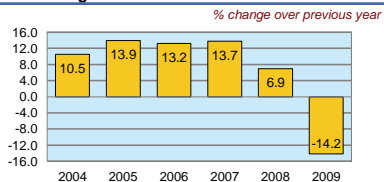
Government ministers, 2007	7%	93%
Members of parliament, 2010	9%	91%
Judges, 2006	21%	79%

ARMENIA

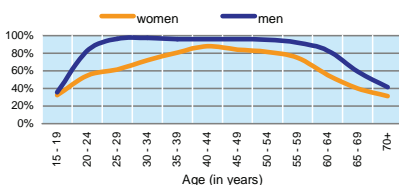
	2000	2005	2006	2007	2008	2009
Employment (% change over previous year)	-1.6	1.5	-0.5	0.8	1.5	-1.2
Unemployment rate (%)	10.9	7.6	7.2	6.4	6.3	6.9
Youth unemployment rate (%)	..	54.6	55.9	57.6	54.9	..

	% of GDP
Exports of goods and services, 2009	15.7
Imports of goods and services, 2009	43.5
External trade balance, 2009	-27.9
Gross External Debt, 2009	58.8

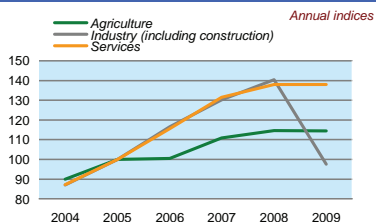
Real GDP growth rate



Economic activity rate, 2008



GDP in agriculture, industry, services (2005=100)



Forest resources

Area of Forest percentage of land area	..
---	----

Road accidents

Persons injured	
in road accidents, 2009	2 753
Persons killed	
in road accidents, 2009	325

GDP at current prices

millions of US Dollars, PPP, 2009	16 276
millions of AMD, 2009	3 102 820

GDP at current prices, per capita

US Dollars, PPP, 2009	5 007
AMD, 2009	954 565

Final consumption expenditure at current prices, per capita

US Dollars, PPP, 2009	4 704
-----------------------	-------

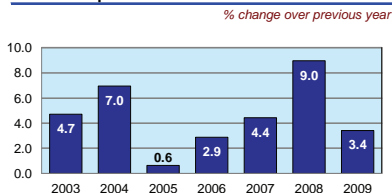
Purchasing Power Parity (PPP)

AMD per USD, US=1, 2009	190.642
-------------------------	---------

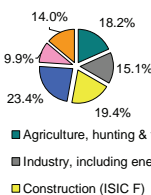
Exchange rate

Annual average, AMD per USD, 2009	363.283
-----------------------------------	---------

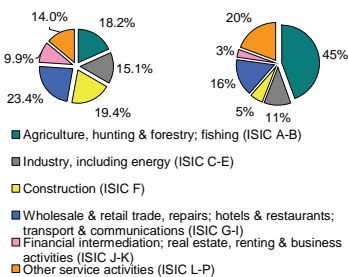
Consumer price index



GDP by major sectors, 2009



Employment in major sectors, 2009



Transport infrastructure

Railways	
total length in kilometres, 2001	843
Motorways	
total length in kilometres, 2001	1 561