



# ALBANIA

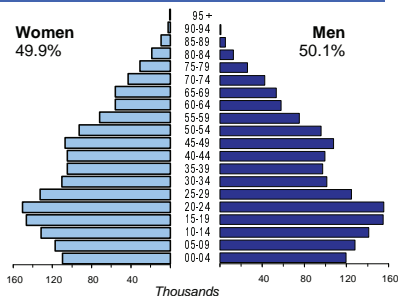
<b>Capital (population, 2009)</b>	Tirana (550 670)
<b>Two largest cities</b>	Durres (159 477)
	Vlore (120 417)
<b>Area (km<sup>2</sup>)</b>	28 748
<b>Total population, 2009</b>	3 194 417
<b>Population density (per km<sup>2</sup>), 2009</b>	111
<b>Official languages</b>	Albanian
<b>Date joined UN</b>	14 December 1955
<b>National currency</b>	Albanian Lek (ALL)

**National statistical office**  
Institute of Statistics (INSTAT)  
<http://www.instat.gov.al/>

Time: UTC + 1h



## Population by age, 2009



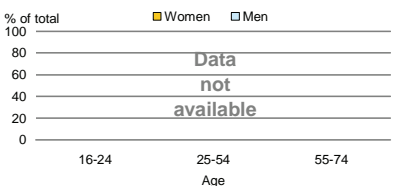
Life expectancy (in years), 2008	at birth	at 65	
	Women	78	..
	Men	73	..

Total fertility rate, 2008	1.6
average number of children per woman	

Adolescent fertility rate, 2008	12
number of live births per 1000 women aged 15-19	

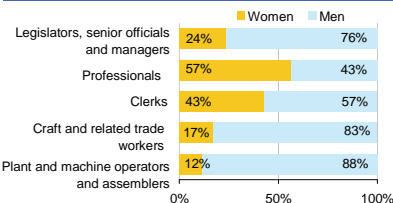
Mean age of women at birth of first child	..
age in years	

## Computer use by age and sex

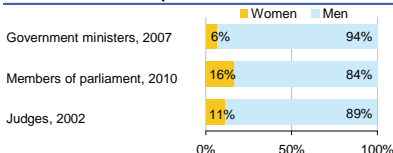


Women in the labour force, 2008	45%
percentage of total for both sexes	
Gender pay gap	35%
monthly earnings, 2004	
hourly wage	..
Women in part-time employment, 2008	33%
percentage of total of women employed	
Female tertiary students, 2005	58%
percentage of total for both sexes	
Women victims of homicide	..
percentage of total for both sexes	
Women researchers	..
percentage of total for both sexes	

## Women and men in selected occupation groups, 2008



## Women and men in public life



# ALBANIA

	2000	2005	2006	2007	2008	2009
Employment (% change over previous year)	..	..	..	..	-6.2	..
Unemployment rate (%)	16.8	14.1	13.8	13.5	13.0	..
Youth unemployment rate (%)	..	..	..	20.1	27.2	..

	% of GDP
Exports of goods and services, 2008	29.4
Imports of goods and services, 2008	56.1
External trade balance, 2008	-26.7
Gross External Debt, 2008	33.4

GDP at current prices	
millions of US Dollars, PPP, 2008	26 452
millions of ALL, 2008	1 088 130

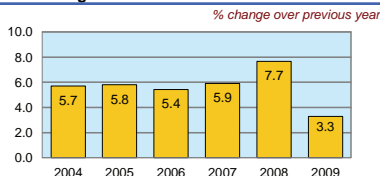
GDP at current prices, per capita	
US Dollars, PPP, 2008	8 416
ALL, 2008	346 208

Final consumption expenditure at current prices, per capita	
US Dollars, PPP, 2008	7 538

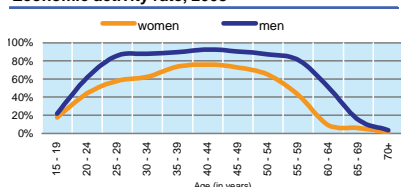
Purchasing Power Parity (PPP)	
ALL per USD, US=1, 2009	41.496

Exchange rate	
Annual average, ALL per USD, 2009	94.978

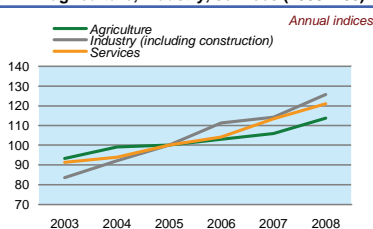
## Real GDP growth rate



## Economic activity rate, 2008



## GDP in agriculture, industry, services (2005=100)



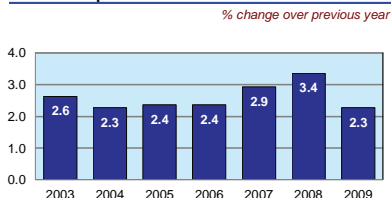
## Forest resources

Area of Forest percentage of land area	28.6
---	------

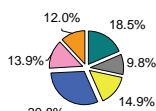
## Road accidents

Persons injured in road accidents, 2009	1 833
Persons killed in road accidents, 2009	378

## Consumer price index



## GDP by major sectors, 2008



## Employment in major sectors

- Agriculture, hunting & forestry; fishing (ISIC A-B)
- Industry, including energy (ISIC C-E)
- Construction (ISIC F)
- Wholesale & retail trade, repairs; hotels & restaurants; transport & communications (ISIC G-I)
- Financial intermediation; real estate, renting & business activities (ISIC J-K)
- Other service activities (ISIC L-P)

Data  
not  
available

## Transport infrastructure

Railways	
total length in kilometres, 2004	428
Motorways	
total length in kilometres, 2004	2 631