



transaid

Parallel Session I: Driver Training and Testing

EAC Standardised Curriculum for Drivers of
Large Commercial Vehicles (Freight &
Passenger)

Practical Modules overview by:
Neil Rettie, Road Safety Project Manager,
Transaid






transaid

*EAC Standardised Curriculum for
Drivers of Large Commercial Vehicles
(Freight & Passenger)*

Practical modules



transaid

Vehicle Classification		Total Minimum Training Hours	
Type	Symbol	Theory	Practical
Passenger Service Vehicle		30	44
Medium/Heavy Goods Vehicle		33	44
Heavy Goods Vehicle and Trailer		33	48



5 Practical Modules

- **HGV/PSV P1: Basics of Driving**
- **HGV/PSV P2: Reversing**
- **HGV/PSV P3: Negotiating the road safely**
- **HGV P4: Vehicle Checks for Heavy Goods Vehicles (HGV)**
- **PSV P4: Vehicle Checks for Passenger Service Vehicles (PSV)**
- **HGV P5: Coupling and Uncoupling the trailer**



transaid

Exercise

HGV/PSV P1: Basics of Driving

On completion of this module, the trainee will be able to:

- 1) Drive vehicles of differing sizes and weight safely
- 2) Be familiar with the vehicle
- 3) Start the vehicle safely
- 4) Move off safely
- 5) Stop and park the vehicle safely and responsibly
- 6) Make left and right turns safely
- 7) Change gear safely

HGV/PSV P2: Reversing

On completion of this module, the trainee will be able to:

- 1) Identify the dangers when reversing
- 2) Reverse in a straight line safely
- 3) Reverse to the left and right safely
- 4) Identify the additional dangers when reversing with a trailer
- 5) Reverse in a straight line safely with a trailer
- 6) Reverse to the left and right safely with a trailer



HGV/PSV P3: Negotiating the road safely

On completion of this module, the trainee will be able to:

- 1) Change speed safely
- 2) Observe, anticipate and plan for safe driving
- 3) Negotiate all types of junctions and crossings safely
- 4) Apply safe turning principles
- 5) Apply appropriate lane positioning
- 6) Manage various road surfaces and conditions safely
- 7) Overtake and be overtaken safely
- 8) Interact with other road users safely
- 9) Manage vehicle breakdown safely



HGV P4: Vehicle Checks for Heavy Goods Vehicles (HGV)

On completion of this module, the trainee will be able to:

- 1) Explain the purpose of conducting a vehicle check
- 2) Identify what should be checked on a HGV
- 3) Conduct a comprehensive vehicle check
- 4) Conduct further checks throughout the journey and at the end of the day
- 5) Report defects



PSV P4: Vehicle Checks for Passenger Service Vehicles (PSV)

On completion of this module, the trainee will be able to:

- 1) Explain the purpose of conducting a vehicle check
- 2) Identify what should be checked on a HGV
- 3) Conduct a comprehensive vehicle check
- 4) Conduct further checks throughout the journey and at the end of the day
- 5) Report defects



HGV P5: Coupling and Uncoupling the trailer

On completion of this module, the trainee will be able to:

- 1) Identify the risks when coupling the trailer
- 2) Demonstrate safe coupling of the tractor unit (truck) and trailer
- 3) Identify the risks when uncoupling the trailer
- 4) Demonstrate safe uncoupling of the tractor unit (truck) and trailer



A reminder...

Curricula and Training Materials are living documents

Which should be regularly reviewed
and updated for relevance, errors,
omissions etc.



transaid

Thank you for your participation