

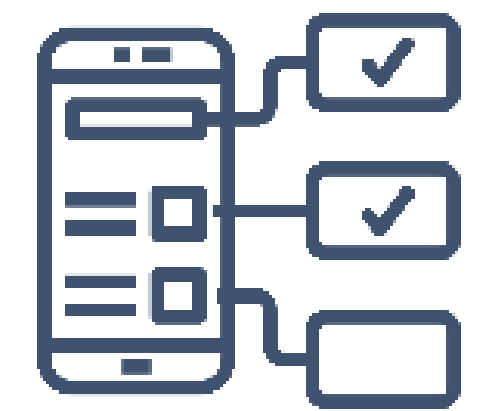


# Measures to mitigate the impact on ongoing and planned census and surveys

**MSc. Edgar Vielma Orozco**  
**General Director of**  
**Sociodemographic Statistics**



- **INEGI** carried out the Population and Housing Census from March 2 to 27, 2020.
- The capture of the information was by:
  - **Direct interview** with Mobile Computing Devices (MCD)  
Computer Assisted Personal Interviewing (**CAPI**)
  - **Internet self-enumeration**  
Computer Assisted Web Interviewing (**CAWI**)
  - **Telephone assisted interviewing**  
Computer Assisted Telephone Interviewing (**CATI**)



# Impact of the COVID-19 pandemic

March 23, the **General Health Council (GHC)** recognizes the seriousness of the disease and **establishes the social-distancing campaign**

March 31, **Ministry of Health (MH)** issues an **Agreement suspending all non-essential activities**, including census and face-to-face surveys

April, May and June, **working in coordination with the MH** makes the **importance of statistics clear**

July, the **General Guidelines for the Mitigation and Prevention of COVID-19 in the Generation of Statistical and Geographic Information** are issued

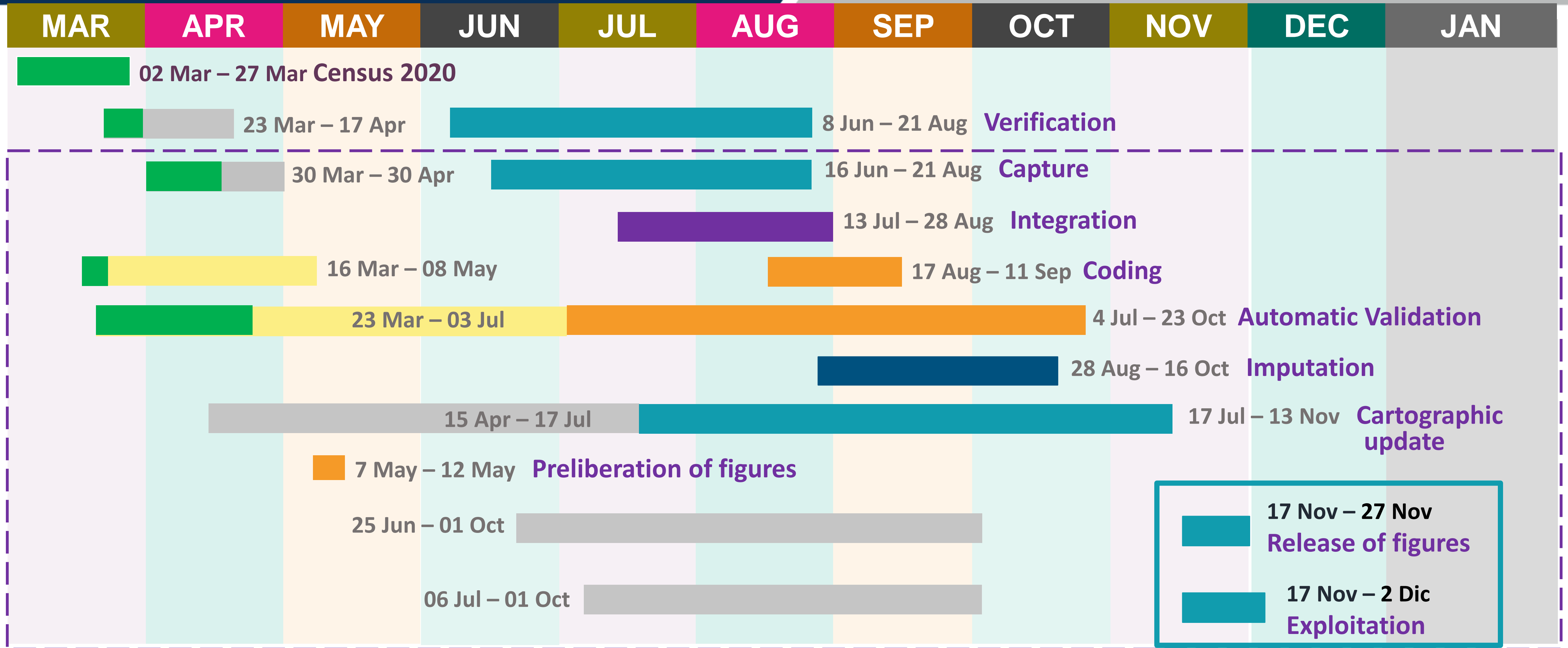
March 30, GHC issues the **National Declaration of Sanitary Emergency** due to force majeure

April 1, **INEGI** launches **telephone information gathering scenarios** during the pandemic

July 17, the MH issues an **Agreement for the resumption of the census and surveys in the national territory**, which involve the mobilization of people and their physical interaction

Currently there are **hybrid methodologies that combine face-to-face and telephone surveying**

# Census Rescheduling



- Conducted according to the program
- Performed in home office mode
- Canceled / Suspended

- Additional period
- Rescheduled

-- Subsequent processes and subject to verification

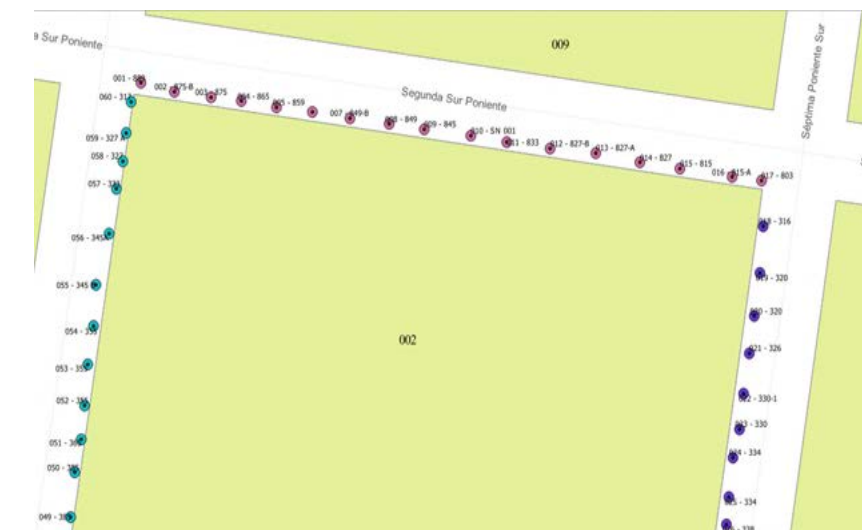
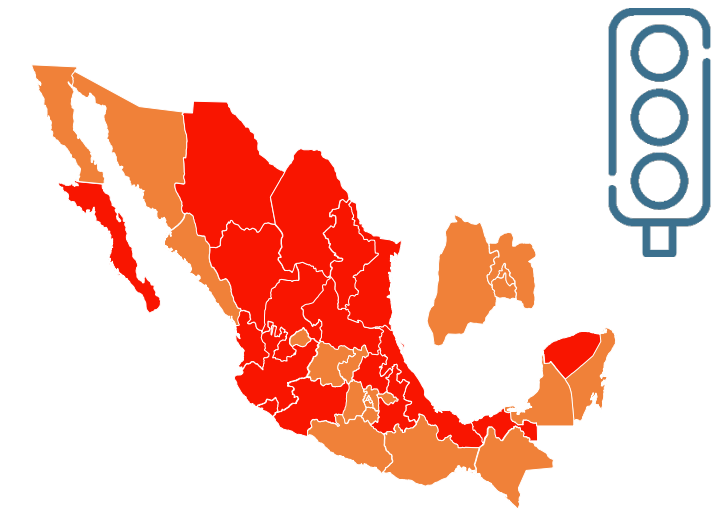

# Census Rescheduling

- The **enumeration** stage was **completed**, as well as the **first week** of **verification**.
- **By the end of the enumeration operation, nearly 95%** of the identified **private dwellings** had already been **counted**. Related to the **population**, we have counted **98.3%** up to now and **still working on the integration of information**.
- **98%** of the interviews were conducted via **CAPI, CAWI** or **CATI**, compared to **2% via PAPI**.
- **Questions to identify March 2020 residents** were **added** to the census questionnaire.
- The **post-enumeration** survey was **modified**.



## Measures taken in response to the pandemic

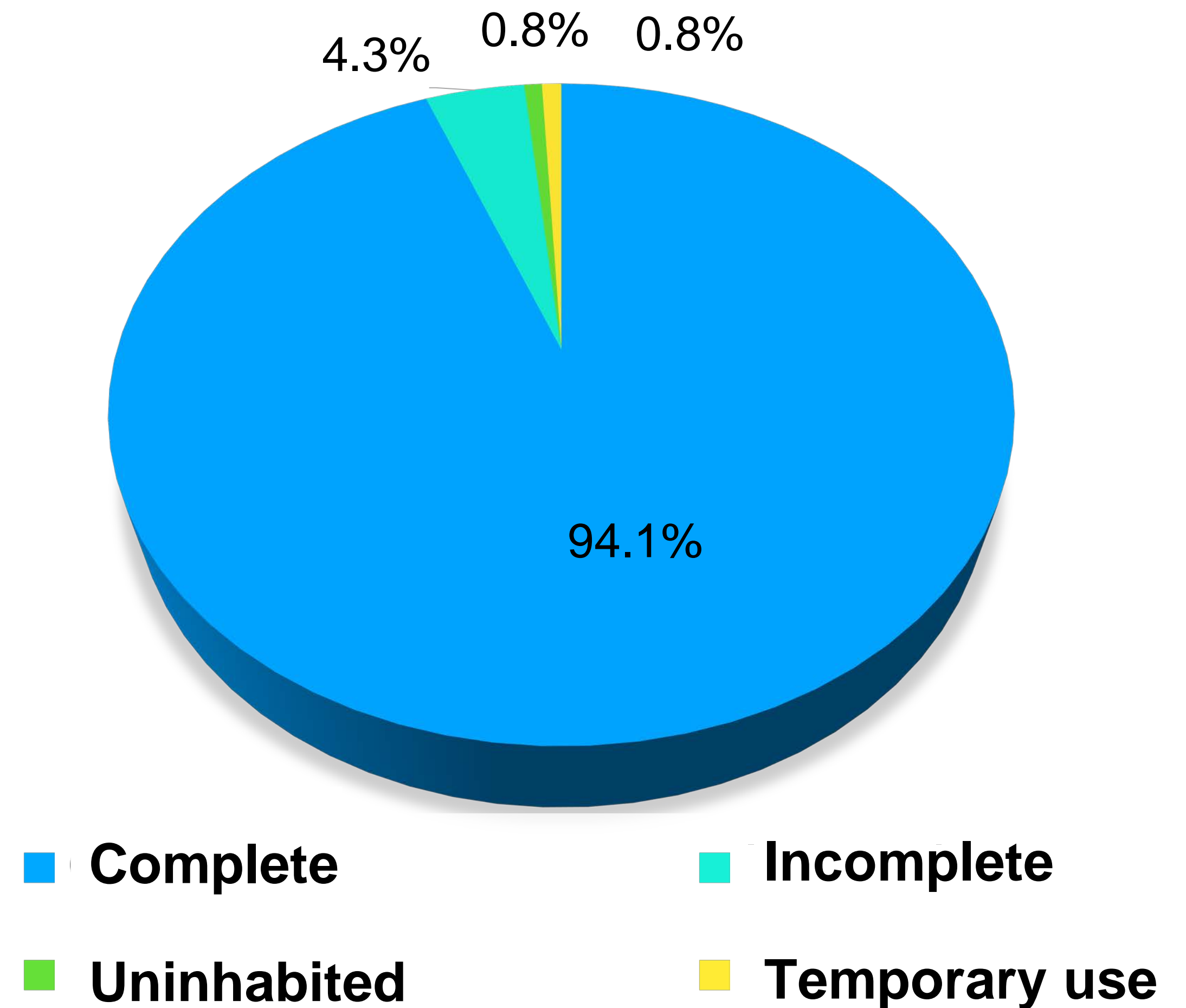
- The **period** to respond via **self-enumeration** was **extended**.
- **User experience** was impacted by **excessive telephone calls** to the CATI system. There were **no saturation problems** with the **CAWI system**.
- **Strategy**: to **send by post-mail** the invitations to pending dwellings, which had not received them during the operation.
- The **confinement** affected the **verification** stage: it was **rescheduled** according to the **health alert stoplight system** applied in the country's states.
- **GPS** and **virtual maps** were used to **verify dwellings remotely**.
- **Strategies implemented** and the **government's sensitivity** to the need of information **will make possible to conclude the Census: December 2**






- **A total of 103,531 dwellings have responded by self-enumeration. Of those, 97,378 (94.1%) have been completed interviews.**
- **Of the incomplete dwellings, 87.7% have registered people.**

## Results of the self-enumeration interviews



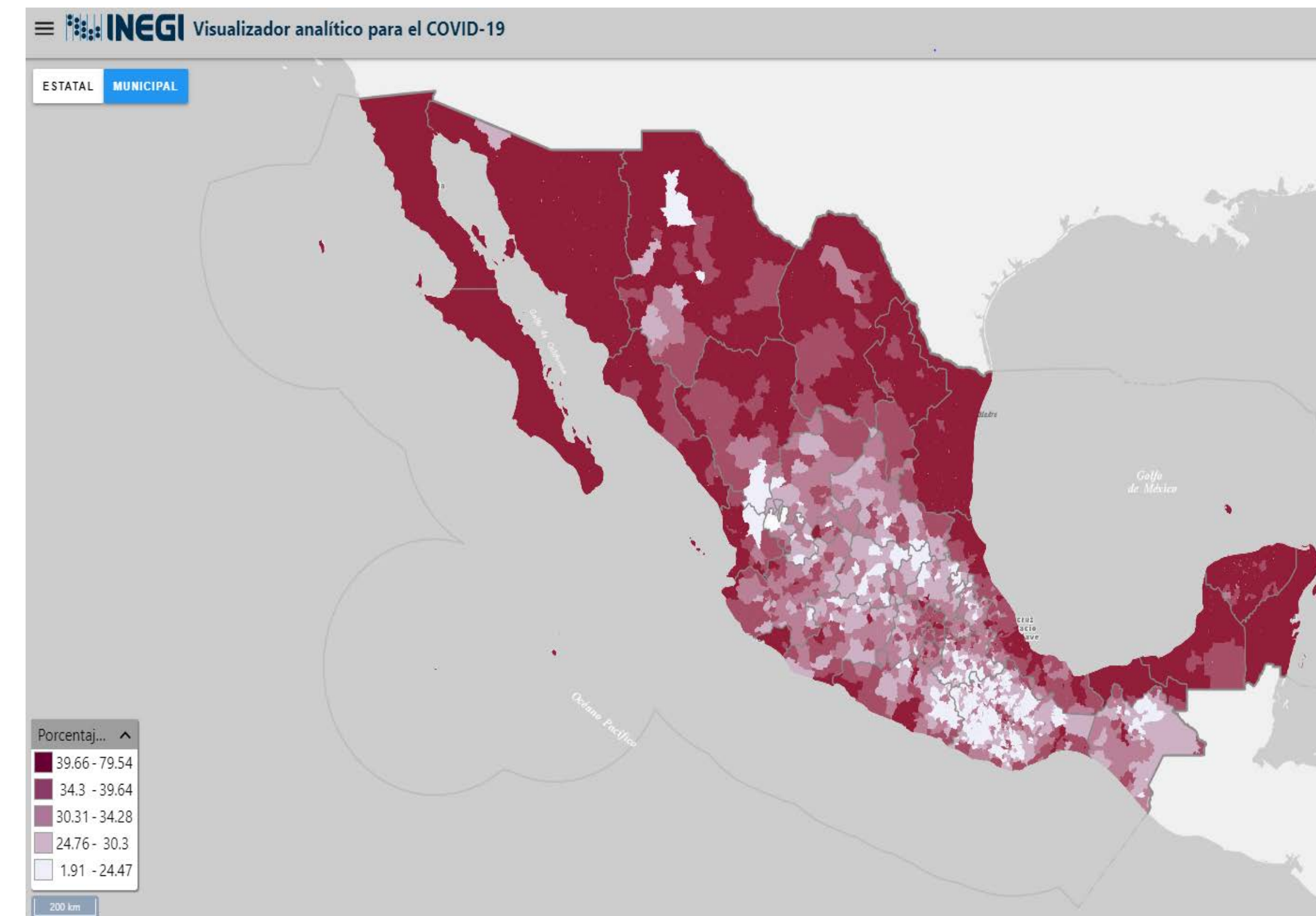
- It was **necessary to redesign the methodology** of the surveys to **maintain the ability to generate statistical information** in this context.
- The **new methodological designs** imply changes in:
  - **The size of the samples**
  - The **resources** for their application
  - **The interpretation of the results**
- The statistics generated from the new methodologies **are not a continuity of the original series.**





| Traditional survey   | Latest survey         | Main specifications   |
|--|-----------------------|---|
| <b>ENOE</b><br>National employment and occupation survey               | March 2020            | <ul style="list-style-type: none"> <li>On June 15, face-to-face interviews were resumed in states with orange lights in the health alert stoplight system.</li> <li>On July 17, a Ministry of Health Agreement was issued, allowing for face-to-face surveys throughout the country.</li> <li>From these dates onwards, the collection of information for surveys was carried out in a combined way: partly face-to-face and partly by telephone.</li> <li>Normal activities will be resumed until indicated by the authorities.</li> </ul> |
| <b>ENCO</b><br>National consumer confidence survey                     |                       |   |
| New survey   | First / last survey   | Main specifications   |
| <b>ETOE</b><br>Telephonic employment and occupation survey             | April / July 2020     | <ul style="list-style-type: none"> <li>Last survey in July 2020. Used during the period of confinement and suspension of face-to-face activities.</li> <li><b>This project is now part of the hybrid survey called ENOEN.</b></li> </ul>  |
| <b>ETCO</b><br>Telephonic consumer confidence survey                   | April / July 2020     | <ul style="list-style-type: none"> <li>Last survey in July 2020. Used during the period of confinement and suspension of face-to-face activities.</li> <li><b>This project is now part of ENCO and will be maintained until the traditional activities of ENCO are fully resumed.</b></li> </ul>  |
| <b>ECOVID-ML</b><br>COVID and labor market survey                      | April 2020            | <p>Its objective is to generate complementary information to the ETOE on:</p> <ul style="list-style-type: none"> <li>the <b>impact</b> of the COVID-19 pandemic <b>on the labor market</b></li> <li>the <b>situation of the workforce</b> during the health contingency period</li> <li>the <b>adoption of sanitary measures</b> to contain the contagion caused by COVID-19</li> </ul>   |
| <b>ENOEN</b><br>National employment and occupation survey, New Edition | July 2020 / until now | <ul style="list-style-type: none"> <li><b>Hybrid scheme</b>, combining face-to-face and telephone surveys.</li> <li>It will be maintained until the traditional activities of ENOE are resumed.</li> </ul>  |

- The prevalence of **Obesity**, **Hypertension** and **Diabetes** was estimated for municipalities using **Small Area Estimation techniques**. There is no source of information with such a level of geographic disaggregation.
- The **dependent variables** are the percentage of population of 20 years and older with **obesity**, either with a **previous diagnosis of hypertension** or **diabetes**.\*
- The **auxiliary variables** were selected from **Mortality Statistics**, the **Intercensal Survey of 2015** and **population projections**.
- This **complements the statistical information** from primary sources that **only provide national or state data** (or bigger domains than the municipality).



**Heat maps for municipalities in Mexico**



# Collecting information under protocol



Edgar Vielma, Director General of Sociodemographic Statistics, setting the example at collecting information in the last week with the pandemic in its start and implementing the protocol of health distance.



# Conociendo México

800 111 46 34

[www.inegi.org.mx](http://www.inegi.org.mx)

[atencion.usuarios@inegi.org.mx](mailto:atencion.usuarios@inegi.org.mx)



**INEGI** Informa