

# Portfolio Management Practice

## The ESS Vision 2020 experience

**Emanuele Baldacci**

**Eurostat**

[emanuele.baldacci@ec.europa.eu](mailto:emanuele.baldacci@ec.europa.eu)

## CONTENTS

- The ESS Vision 2020 in a portfolio management approach
  - **Modernisation key areas, objectives and projects**
  - **Governance**
  - **Tools and Reporting**
- Lessons learned
- Questions for discussions

## PORTFOLIO MGMT

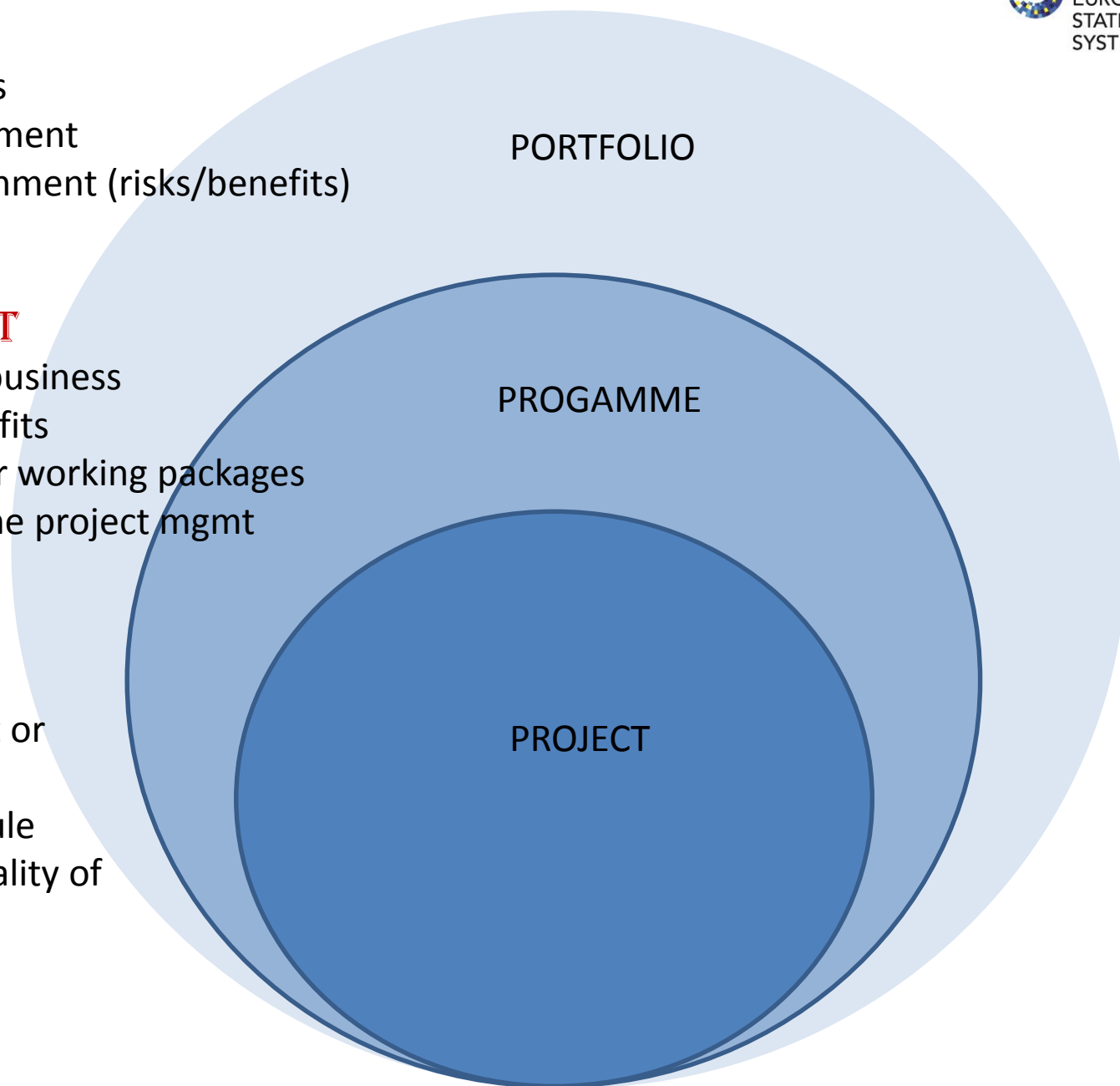
- Led by the business
- Business goal alignment
- Business value alignment (risks/benefits)
- Program selection

## PROGRAMME MGMT

- Sponsored by the business
- Ownership of benefits
- multiple projects or working packages
- Compliance with the project mgmt standards

## PROJECT MGMT


- Delivery of product or service
- Scope, cost, schedule
- Responsible for quality of deliverables



## KEY AREAS

## OBJECTIVES

## PROJECTS



Focus  
on users

- >>Better understand and address the user needs
- >>Enhance quality management
- >>Assess the usability and quality of source data
- >>Promote the high quality of European statistics

DIGICOM



Strive  
for quality

- >>Abide with the European Statistics Code Practice
- >>Apply fit-for-purpose tools to enhance quality assurance
- >>Assess the usability and quality of source data

ADMIN  
BIGD  
ESBRs

SIMSTAT-  
REDESIGN  
VALIDATION



Harness  
new data  
sources

- >>Exploit potential of new data sources
- >>Invest in new IT tools and methodology
- >>Continue to improve existing data collection methods

ADMIN  
BIGD



Production  
Processes  
efficiency

- >>Further intensify the collaborative partnership of the ESS
- >>Further identify and implement the standards for statistical production
- >> Adopt enterprise architecture as common reference framework
- >>Benefit from exchange of (micro)data, while fully respecting statistical confidentiality

ADMIN  
BIGD  
ESBRs  
ESDEN

SIMSTAT-  
REDESIGN  
VALIDATION



Improve  
dissemination  
and  
communication

- >>Adopt a new dissemination and communication strategy
- >>Create a data pool of European statistics
- >>Optimise ESS portfolio of products and services
- >>Promote European statistics as a brand

DIGICOM



# PORTFOLIO MANAGEMENT - MONITORING REPORT

## ESS Vision 2020 portfolio status report 2016 Q4

Note: for explanation of the applied terminology and symbols see methodological notes at the end of the table.



ESS Vision 2020 portfolio

Portfolio (as a whole)



Status Delivery confidence

Projects' summary dashboard



Status



Delivery confidence



Enhance and develop the use of administrative data sources in the ESS

ADMIN




Assess, promote and develop the use of big data in official statistics

BIGD



## RISK IDENTIFICATION & ASSESSMENT

- Review of existing project level risks
- Consideration of common causes of failure
- Vision Implementation Network to assess initial set of strategic risks
- Scoring and prioritisation of strategic risks



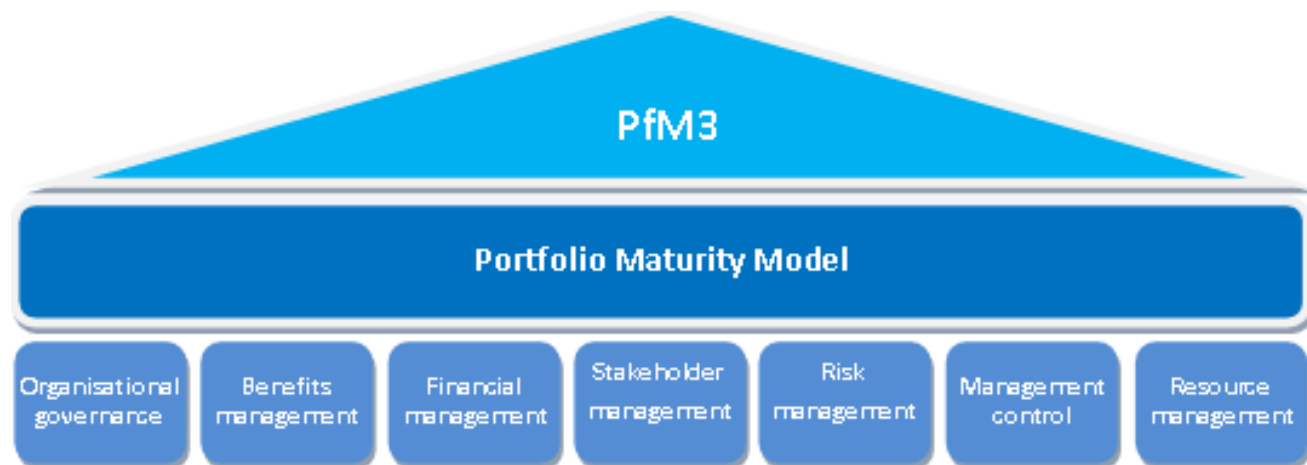
Selection of the risk response – how to deal with the identified risks:

- Mitigation plans: actions to reduce the likelihood and/or potential impact
- Contingency plans: actions to manage the impact of a risk should it materialise (to be developed)

# CAPABILITY – PORTFOLIO MGMT MATURITY

## Portfolio Management Maturity

Seven perspectives that define the performance characteristics of successful organisations.



## The Portfolio Management Maturity Curve



These can be assessed against five levels of maturity, from awareness to optimised.

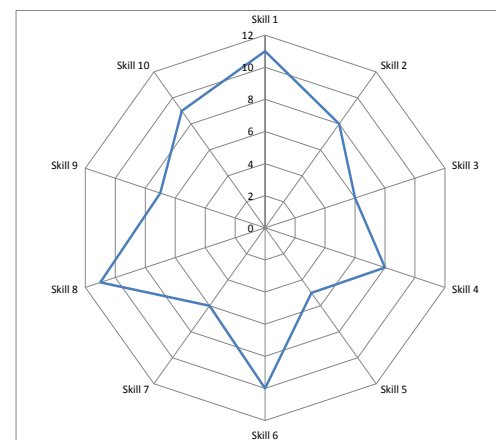
## DEPLOYMENT SURVEY

- Which deliverables do you intend to deploy?
- What are the barriers to deployment?
- What will it cost your NSI?



## SKILLS AND CAPABILITIES

- What skills do we need?
- Where are the gaps?
- How should we fill them?
- What help do NSI need?





# COMMUNICATION

Online Newsletter

Survey of VIG practices to promote/align V2020 in NSIs



Examples of good practice:

- Champions for each project
- Articles in national newsletters
- Promotion on intranet

Set of video clips to promote results of projects

<https://www.youtube.com/watch?v=i5VRp6mrAjU&feature=youtu.be>

# COMMUNICATION

Video clip: mouse over and press play

## LESSONS LEARNED

- Collaborative approach – building together NSIs and Eurostat
- High commitment and team feeling of project managers guarantee high quality results
- Effective governance but portfolio needs sometimes perceived as heavy for projects
- Strong links with
  - UN/ECE modernisation activities
  - research community
  - stakeholders / users (e.g. members of Steering Groups)
- Application of Enterprise Architecture principles
- Synergies and harmonization between ESS Vision projects
- Actual deployment of projects needs to form part of the portfolio from the beginning

## QUESTIONS AND TOPICS FOR DISCUSSION

- see the trees but miss the forest or see the forest but miss the trees?
- How to best embed a deployment strategy? What kind of support is needed?
- Economies of scale between project/programme/portfolio?
- What criteria to choose for defining a mix of projects to deliver a strategy?